

Heat Results

Heat Type: 18 Lap Main (Volta)


Win By: Position

Date: 3/2/2013 12:55 PM

Winner: Michael Wu

Heat Winner:	Racers: Michael Wu	Best Lap: 23.789	# of Laps: 20	Gap from Leader: -	Avg. Lap: 25.064
		This Round +/-		48	
	10806				

2nd Place:	Racers: Steve Brooks	Best Lap: 23.873	# of Laps: 20	Gap from Leader: 5304.000	Avg. Lap: 25.198
		This Round +/-		35	
	9903				

3rd Place:	Racers: SK Kelly Widmann	Best Lap: 24.048	# of Laps: 20	Gap from Leader: 9114.000	Avg. Lap: 25.474
		This Round +/-		28	
	5379				

Position	Racer	Best Lap	Gap from Leader	# of Laps	Average Lap	RPM
4	Jason Mulveny	23.985	9689.000	20	25.35	4071
5	SK David Nguyen	23.779	9997.000	20	25.336	6107
6	Marco Restivo	24.238	12913.000	20	25.412	4354
7	SK Oliver Rojas	23.892	19610.000	20	25.879	4456

Lap Times by Racer

Steve Brooks	Michael Wu	SK David Nguyen	SK Oliver Rojas	Marco Restivo	Jason Mulveny	SK Kelly Widmann
1 41.545 [3]	1 43.165 [1]	1 40.7 [6]	1 41.374 [4]	1 39.828 [7]	1 40.955 [5]	1 42.757 [2]
2 25.806 [3]	2 25.877 [1]	2 27.174 [6]	2 26.008 [4]	2 27.175 [7]	2 26.709 [5]	2 25.806 [2]
3 24.466 [3]	3 24.817 [2]	3 24.268 [6]	3 24.354 [4]	3 24.443 [7]	3 24.518 [5]	3 24.586 [2]
4 24.817 [2]	4 24.424 [2]	4 24.352 [6]	4 24.606 [4]	4 24.621 [7]	4 24.32 [5]	4 25.283 [3]
5 24.424 [2]		5 24.72 [6]	5 24.903 [4]	5 24.353 [7]	5 24.779 [5]	5 24.878 [3]




Heat Results

Heat Type: 18 Lap Main (Volta)

Win By: Position

Date: 3/2/2013 12:45 PM

Winner: Dek Sayeh

		Racers: Dek Sayeh				
		Best Lap: 24.021	# of Laps: 20	Gap from Leader: -	Avg. Lap: 25.402	
Heat Winner:		 2203	This Round +/-	51		
		Racers: Steve Rice				
		Best Lap: 24.148	# of Laps: 20	Gap from Leader: 7073.000	Avg. Lap: 25.538	
2nd Place:		 5260	This Round +/-	35		
		Racers: SK Brent Talley				
		Best Lap: 24.142	# of Laps: 20	Gap from Leader: 7561.000	Avg. Lap: 25.729	
3rd Place:		 4227	This Round +/-	28		
Position	Racer	Best Lap	Gap from Leader	# of Laps	Average Lap	RPM
4	Cristobal Rodr...	24.39	11454.000	20	25.827	3580
5	SK Mike Padgett	24.379	12038.000	20	25.904	3706
6	Matt Bratton	25.752	1L	19	27.499	1495
7	SK Hendrik De ...	24.859	10L	10	51.116	2922

Lap Times by Racer

Steve Rice	SK Brent Talley	Cristobal Rodr...	Dek Sayeh	SK Mike Padgett	SK Hendrik De ...	Matt Bratton
1 38.77 [6]	1 41.096 [2]	1 40.057 [5]	1 42.177 [3]	1 40.624 [4]	1 42.2 [1]	1 38.523 [7]
2 28.869 [6]	2 28.098 [3]	2 28.784 [5]	2 27.178 [2]	2 28.148 [4]	2 27.109 [1]	2 28.907 [7]
3 24.824 [5]	3 24.768 [3]	3 25.681 [6]	3 24.832 [2]	3 25.484 [4]	3 25.631 [1]	3 26.938 [7]
	4 24.944 [3]	4 25.019 [6]		4 25.724 [4]	4 25.512 [1]	4 27.297 [7]
	5 25.49 [3]	5 25.563 [6]		5 25.627 [5]	5 25.295 [1]	5 26.976 [7]

Steve Rice

4 25.291 [5]
 5 24.496 [4]
 6 24.398 [4]
 7 24.786 [4]
 8 24.933 [4]
 9 25.798 [4]
 10 24.992 [3]
 11 24.301 [3]
 12 24.604 [3]
 13 24.398 [3]
 14 24.522 [3]
 15 24.459 [2]
 16 24.148 [2]
 17 24.407 [2]
 18 24.351 [2]
 19 24.164 [2]
 20 24.256 [2]

SK Brent Talley

6 24.988 [3]
 7 25.088 [3]
 8 24.811 [3]
 9 26.038 [3]
 10 24.62 [2]
 11 24.609 [2]
 12 24.573 [2]
 13 24.399 [2]
 14 24.65 [2]
 15 25.158 [3]
 16 24.313 [3]
 17 24.231 [3]
 18 24.252 [3]
 19 24.142 [3]
 20 24.309 [3]

Cristobal Rodr...

6 24.624 [6]
 7 24.762 [6]
 8 24.717 [6]
 9 25.108 [6]
 10 25.027 [5]
 11 24.731 [5]
 12 24.695 [5]
 13 24.52 [5]
 14 24.862 [5]
 15 26.077 [4]
 16 24.485 [4]
 17 24.39 [4]
 18 24.469 [4]
 19 24.566 [4]
 20 24.409 [4]

Dek Sayeh

4 25.467 [2]
 5 25.217 [2]
 6 24.459 [1]
 7 24.266 [1]
 8 24.225 [1]
 9 24.143 [1]
 10 24.1 [1]
 11 24.347 [1]
 12 24.27 [1]
 13 24.364 [1]
 14 24.021 [1]
 15 24.196 [1]
 16 24.087 [1]
 17 24.021 [1]
 18 24.403 [1]
 19 24.241 [1]
 20 24.032 [1]

SK Mike Padgett

6 24.712 [5]
 7 24.582 [5]
 8 24.517 [5]
 9 25.514 [5]
 10 25.014 [4]
 11 24.678 [4]
 12 24.47 [4]
 13 24.766 [4]
 14 24.773 [4]
 15 26.929 [5]
 16 24.817 [5]
 17 24.379 [5]
 18 24.394 [5]
 19 24.538 [5]
 20 24.387 [5]

SK Hendrik De ...

6 25.46 [2]
 7 25.063 [2]
 8 24.859 [2]
 9 25.864 [2]
 10 264.17 [7]
 11
 12
 13
 14
 15
 16
 17
 18
 19
 20

Matt Bratton

6 27.758 [7]
 7 26.727 [7]
 8 26.567 [7]
 9 26.708 [7]
 10 28.025 [6]
 11 26.424 [6]
 12 26.38 [6]
 13 25.752 [6]
 14 29.814 [6]
 15 26.148 [6]
 16 26.073 [6]
 17 25.807 [6]
 18 25.859 [6]
 19 25.796 [6]
 20