




Heat Results

Heat Type: 18 Lap Main (Volta)

Win By: Position

Date: 3/23/2013 11:30 AM

Winner: Steve Rice

Heat Winner:	Racers: Steve Rice	Best Lap: 18.502	# of Laps: 25	Gap from Leader: -	Avg. Lap: 20.049	
	 5508	This Round +/-		58		
2nd Place:	Racers: Eric Jones	Best Lap: 18.823	# of Laps: 25	Gap from Leader: 7198.000	Avg. Lap: 20.498	
	 1399	This Round +/-		42		
3rd Place:	Racers: Oliver Rojas	Best Lap: 18.837	# of Laps: 25	Gap from Leader: 8312.000	Avg. Lap: 20.31	
	 5001	This Round +/-		35		
Position	Racer	Best Lap	Gap from Leader	# of Laps	Average Lap	RPM
4	Kelly Widmann	18.685	8597.000	25	20.36	5892
5	Marco Restivo	18.799	9318.000	25	20.249	4531
6	Michael Wu	18.79	12164.000	25	20.396	11419
7	SK Dek Sayeh	18.557	12518.000	25	20.289	2352
8	Christopher Wi...	18.911	1L	24	21.211	4531

Lap Times by Racer

Steve Rice	Eric Jones	Michael Wu	Oliver Rojas	Marco Restivo	SK Dek Sayeh	Christopher Wi...	Kelly Widmann
1 48.332 [3]	1 51.439 [1]	1 46.33 [6]	1 47.815 [5]	1 45.521 [7]	1 43.519 [8]	1 50.892 [2]	1 48.552 [4]
2 21.067 [2]	2 21.265 [1]	2 22.11 [7]	2 20.459 [4]	2 20.949 [6]	2 22.081 [8]	2 21.557 [3]	2 20.998 [5]
3 19.065 [2]	3 19.22 [1]			3 19.317 [6]	3 19.97 [8]	3 19.208 [3]	3 19.362 [5]
				4 19.188 [6]		4 19.158 [3]	4 19.153 [5]

Steve Rice		Eric Jones		Michael Wu		Oliver Rojas				SK Dek Sayeh				Christopher Wi...		Kelly Widmann	
4	18.857 [2]	4	19.122 [1]	3	19.756 [7]												
5	18.879 [2]	5	19.032 [1]	4	19.226 [7]	3	19.399 [4]					4	19.131 [8]				
6	19.427 [2]	6	19.532 [1]	5	19.182 [7]	4	19.155 [4]					5	19.189 [8]				
7	19.615 [1]	7	20.093 [2]	6	19.281 [7]	5	19.02 [4]					6	19.26 [8]				
8	18.782 [1]	8	18.948 [2]	7	19.116 [7]	6	19.669 [3]					7	19.096 [8]				
9	18.763 [1]	9	19.003 [2]	8	19.289 [7]	7	18.894 [3]					8	19.193 [8]				
10	18.69 [1]	10	18.929 [2]	9	19.835 [8]	8	18.837 [3]	5	18.944 [6]			9	19.042 [7]	5	19.391 [3]	5	19.034 [5]
11	18.563 [1]	11	18.823 [2]	10	19.01 [8]	9	18.868 [3]	6	20.421 [6]			10	18.557 [7]	6	20.066 [4]	6	20.361 [5]
12	18.612 [1]	12	19.066 [2]	11	19.022 [8]	10	18.938 [3]	7	18.914 [6]			11	18.8 [7]	7	19.068 [4]	7	18.783 [5]
13	18.554 [1]	13	18.999 [2]	12	18.841 [8]	11	18.943 [3]	8	19.063 [6]			12	19.481 [7]	8	19.015 [4]	8	18.978 [5]
14	18.502 [1]	14	19.056 [2]	13	18.835 [8]	12	18.902 [3]	9	18.854 [6]			13	19.071 [7]	9	18.911 [4]	9	18.81 [5]
15	18.51 [1]	15	18.94 [2]	14	18.889 [8]	13	18.925 [3]	10	19.282 [6]			14	18.864 [7]	10	19.542 [4]	10	19.681 [5]
16	18.533 [1]	16	19.03 [2]	15	19.268 [8]	14	19.223 [3]	11	19.401 [6]			15	19.2 [7]	11	19.186 [4]	11	19.474 [5]
17	18.623 [1]	17	19.165 [2]	16	18.867 [8]	15	18.927 [3]	12	19.27 [6]			16	18.838 [7]	12	19.137 [4]	12	18.771 [5]
18	18.755 [1]	18	19.22 [2]	17	18.79 [8]	16	18.997 [3]	13	18.969 [6]			17	19.102 [7]	13	19.098 [4]	13	18.993 [5]
19	18.569 [1]	19	19.549 [2]	18	18.83 [8]	17	19.018 [3]	14	18.813 [6]			18	18.828 [7]	14	19.074 [4]	14	19.041 [5]
20	18.77 [1]	20	19.147 [2]	19	19.753 [7]	18	19.511 [3]	15	19.065 [6]			19	20.52 [8]	15	19.467 [5]	15	18.889 [4]
21	18.811 [1]	21	19.074 [2]	20	19.514 [7]	19	19.23 [3]	16	19.004 [6]			20	19.19 [8]	16	18.985 [5]	16	18.856 [4]
22	18.743 [1]	22	18.892 [2]	21	19.563 [6]	20	19.405 [3]	17	18.925 [5]			21	18.828 [7]	17	18.944 [5]	17	18.685 [4]
23	18.534 [1]	23	18.959 [2]	22	18.986 [6]	21	19.56 [3]	18	19.217 [5]			22	20.342 [8]	18	19.375 [6]	18	18.824 [4]
24	18.981 [1]	24	18.953 [2]	23	19.012 [6]	22	18.93 [3]	19	19.218 [5]			23	23.538 [8]	19	19.84 [6]	19	18.858 [4]
25	18.688 [1]	25	18.99 [2]	24	19.57 [6]	23	19.289 [3]	20	19.282 [5]			24	23.593 [8]	20	19.85 [6]	20	19.27 [4]
				25	19.032 [6]	24	18.934 [3]	21	18.901 [5]			25		21	21.834 [8]	21	19.463 [4]
						25	18.914 [3]	22	18.928 [5]					22	20.342 [8]	22	18.9 [4]
								23	24 18.928 [5]					23	23.538 [8]	23	19.426 [4]
								24	25 18.799 [5]					24	23.593 [8]	24	19.022 [4]
														25		25	18.817 [4]


Heat Results


Heat Type: 18 Lap Main (Volta)

Win By: Position

Date: 3/23/2013 11:20 AM

Winner: Hendrik De Zwart

Heat Winner:	Racers: Hendrik De Zwart	Best Lap: 18.606	# of Laps: 25	Gap from Leader: -	Avg. Lap: 20.134
	 3676	This Round +/-		58	

2nd Place:	Racers: Brent Talley	Best Lap: 18.624	# of Laps: 25	Gap from Leader: 412.000	Avg. Lap: 20.195
	 4792	This Round +/-		42	

3rd Place:	Racers: Steve Brooks	Best Lap: 18.831	# of Laps: 25	Gap from Leader: 2398.000	Avg. Lap: 20.173
	 10434	This Round +/-		35	

Position	Racer	Best Lap	Gap from Leader	# of Laps	Average Lap	RPM
4	John Labay	18.861	6851.000	25	20.299	2159
5	Richard Talbert	18.928	8319.000	25	20.388	2652
6	Alexander Cumm...	19.281	17474.000	25	20.64	3307
7	Patrick Ferro	19.108	1L	24	20.779	1987
8	Robert Orr	19.507	4L	21	24.452	2627

Lap Times by Racer

	Brent Talley	Steve Brooks	Alexander Cumm...	Robert Orr	Richard Talbert	John Labay	Patrick Ferro	Hendrik De Zwart
1	47.488 [1]	1 46.161 [3]	1 44.41 [7]	1 44.022 [8]	1 45.922 [4]	1 45.503 [5]	1 43.77 [6]	1 47.114 [2]
2	20.682 [1]	2 20.528 [3]	2 20.96 [7]	2 20.645 [8]	2 21.203 [5]	2 20.406 [4]	2 20.635 [6]	2 20.74 [2]
3			3 20.682 [7]		3 20.968 [6]		3 19.55 [5]	3 19.071 [2]
4			4 19.978 [7]		4 19.508 [6]		4 18.842 [2]	

Brent Talley		Steve Brooks				Robert Orr		John Labay		Patrick Ferro			
3	19.062 [1]	3	19.183 [3]			3	20.369 [8]	3	20.176 [4]			3	19.994 [5]
4	19.162 [1]	4	18.981 [3]			4	21.758 [8]	4	19.169 [4]	4	19.994 [5]		
5	18.94 [1]	5	19.016 [3]			5	20.151 [8]	5	19.617 [4]	5	21.151 [6]		
6	18.862 [1]	6	18.916 [3]			6	84.826 [8]	6	19.332 [4]	6	20.804 [7]		
7	18.752 [1]	7	18.991 [3]			7	21.673 [8]	7	18.993 [4]	7	20.077 [7]		
8	18.739 [1]	8	18.976 [3]			8	20.315 [8]	8	19.39 [4]	8	19.35 [7]		
9	18.81 [1]	9	19.177 [3]			9	20.238 [8]	9	19.238 [4]	9	19.669 [7]		
10	18.654 [1]	10	18.966 [3]			10	20.228 [8]	10	19.532 [4]	10	19.407 [7]		
11	18.88 [1]	11	19.077 [3]			11	21.352 [8]	11	19.171 [4]	11	19.539 [7]		
12	18.835 [1]	12	19.001 [3]			12	20.211 [8]	12	18.914 [4]	12	19.226 [7]		
13	18.903 [1]	13	19.064 [3]			13	19.827 [8]	13	19.203 [4]	13	19.301 [7]		
14	18.962 [1]	14	19.199 [3]			14	19.96 [8]	14	19.204 [4]	14	19.256 [7]		
15	18.898 [1]	15	19.138 [3]			15	19.679 [8]	15	19.246 [4]	15	19.609 [7]		
16	18.794 [1]	16	19.121 [3]			16	20.058 [8]	16	18.861 [4]	16	19.495 [7]		
17	18.683 [1]	17	18.944 [3]			17	19.588 [8]	17	19.14 [4]	17	19.108 [7]		
18	18.704 [1]	18	18.831 [3]			18	19.899 [8]	18	19.061 [4]	18	19.142 [7]		
19	18.81 [1]	19	18.947 [3]			19	19.611 [8]	19	19.05 [4]	19	19.516 [7]		
20	18.752 [1]	20	19.142 [3]			20	19.507 [8]	20	19.113 [4]	20	19.421 [7]		
21	18.675 [1]	21	19.074 [3]			21	19.574 [8]	21	18.973 [4]	21	19.342 [7]		
22	18.728 [1]	22	18.957 [3]			22		22	19.061 [4]	22	21.546 [7]		
23	19.314 [1]	23	19.042 [3]			23		23	18.944 [4]	23	19.376 [7]		
24	18.624 [1]	24	18.961 [3]			24		24	18.944 [4]	24	20.419 [7]		
25	22.167 [2]	25	18.935 [3]			25		25	19.223 [4]	25			