


Heat Results

Heat Type: 5 min -Qualifying


Win By: Best Lap

Date: 4/27/2013 11:10 AM

Winner: Steve Brooks

Heat Winner:	Racers: Steve Brooks	Best Lap: 23.268	# of Laps: 18	Gap from Leader: -	Avg. Lap: 23.895
		This Round +/-		56	
	10640				

2nd Place:	Racers: Michael Wu	Best Lap: 23.337	# of Laps: 18	Gap from Leader: 0.069	Avg. Lap: 23.754
		This Round +/-		44	
	11667				

3rd Place:	Racers: Steve Rice	Best Lap: 23.36	# of Laps: 18	Gap from Leader: 0.092	Avg. Lap: 23.935
		This Round +/-		35	
	5587				

Position	Racer	Best Lap	Gap from Leader	# of Laps	Average Lap	RPM
4	Oliver Rojas	23.407	0.139	18	23.864	5129
5	Jason Mulveny	23.504	0.236	18	24.198	4113
6	Marco Restivo	23.695	0.427	17	24.128	4545
7	Christopher Wi...	23.747	0.479	17	24.577	4684
8	Kelly Widmann	23.757	0.489	17	24.748	5988

Lap Times by Racer

Steve Rice	Steve Brooks	Michael Wu	Oliver Rojas	Marco Restivo	Jason Mulveny	Christopher Wi...	Kelly Widmann
1 25.937 [3]	1 26.708 [6]	1 25.601 [1]	1 29.565 [7]	1 30.535 [8]	1 26.182 [5]	1 25.624 [2]	1 25.989 [4]
2 24.727 [3]	2 24.584 [2]	2 24.313 [1]	2 24.775 [4]	2 25.171 [7]	2 24.997 [6]	2 24.838 [5]	2 25.59 [8]
						3 25.547 [7]	3 25.87 [8]
						4 25.077 [7]	4 25.272 [8]

Steve Rice		Steve Brooks		Michael Wu		Oliver Rojas		Marco Restivo		Jason Mulveny		Christopher Wi...		Kelly Widmann	
3	24.731 [6]			3	24.451 [1]	3	24.418 [2]			3	24.532 [4]				
4	24.647 [6]	3	24.515 [3]	4	24.44 [2]	4	24.257 [1]	3	24.632 [5]	3	24.716 [5]				
5	24.451 [5]	4	24.386 [4]	5	23.8 [1]	5	24.033 [2]	4	24.335 [3]	4	24.858 [6]				
6	24.347 [6]	5	24.19 [3]	6	23.763 [1]	6	24.129 [3]	5	24.312 [4]	5	24.489 [7]				
7	24.208 [6]	6	23.96 [2]	7	23.892 [1]	7	24.018 [4]	6	24.389 [5]	6	24.056 [5]	5	24.787 [7]	5	24.963 [8]
8	23.814 [2]	7	24.004 [2]	8	23.954 [1]	8	23.835 [3]	7	24.316 [7]	7	24.047 [7]	6	24.161 [4]	6	25.962 [8]
9	23.992 [4]	8	24.082 [5]	9	23.624 [1]	9	23.83 [5]	8	23.941 [4]	8	24.047 [7]	7	23.985 [3]	7	24.412 [8]
10	23.722 [4]	9	23.713 [2]	10	23.644 [3]	10	23.752 [2]	9	23.778 [3]	9	23.969 [6]	8	24.3 [6]	8	25.79 [8]
11	23.611 [4]	10	23.644 [3]	11	23.475 [2]	11	23.452 [1]	10	23.86 [6]	10	23.776 [5]	9	24.314 [7]	9	24.634 [8]
12	23.575 [4]	11	23.495 [3]	12	23.366 [1]	12	23.407 [2]	11	23.942 [6]	11	23.818 [5]	10	24.266 [7]	10	24.792 [8]
13	23.36 [1]	12	23.605 [3]	13	23.475 [2]	13	23.488 [3]	12	23.695 [5]	12	23.931 [6]	11	23.837 [7]	11	24.477 [8]
14	23.472 [1]	13	24.177 [4]	14	23.576 [2]	14	23.764 [3]	13	23.994 [5]	13	24.639 [6]	12	24.525 [7]	12	24.366 [8]
15	23.669 [1]	14	24.002 [4]	15	23.649 [2]	15	24.091 [3]	14	23.752 [5]	14	23.96 [6]	13	25.574 [7]	13	24.226 [8]
16	23.595 [1]	15	23.674 [4]	16	23.386 [2]	16	23.428 [3]	15	23.831 [5]	15	24.571 [7]	14	24.444 [7]	14	24.118 [8]
17	23.461 [2]	16	23.496 [4]	17	23.567 [3]	17	23.678 [4]	16	24 [5]	16	23.808 [7]	15	25.811 [8]	15	23.757 [6]
18	23.505 [3]	17	23.268 [1]	18	23.337 [2]	18	23.49 [4]	17	24.097 [6]	17	23.504 [5]	16	24.015 [8]	16	23.816 [6]
		18	23.412 [1]					18		18	23.692 [5]	17	23.747 [7]	17	23.916 [8]
												18		18	




Heat Results

Heat Type: 5 min -Qualifying

Win By: Best Lap

Date: 4/27/2013 11:15 AM

Winner: Jordan Wallace

Heat Winner:	Racers: Jordan Wallace	Best Lap: 23.518	# of Laps: 13	Gap from Leader: -	Avg. Lap: 23.882
	 4471	This Round +/-		58	
2nd Place:	Racers: Hendrik De Zwart	Best Lap: 23.748	# of Laps: 12	Gap from Leader: 0.230	Avg. Lap: 24.341
	 3869	This Round +/-		42	
3rd Place:	Racers: Brent Talley	Best Lap: 23.82	# of Laps: 13	Gap from Leader: 0.302	Avg. Lap: 24.396
	 5018	This Round +/-		35	

Position	Racer	Best Lap	Gap from Leader	# of Laps	Average Lap	RPM
4	Robert Orr	23.88	0.362	12	24.971	2655
5	Mike Padgett	23.931	0.413	12	24.493	3839
6	Patrick Ferro	23.97	0.452	12	24.622	2001
7	Alexander Cumm...	24.307	0.789	12	24.886	3314
8	John Labay	24.585	1.067	12	25.781	2165

Lap Times by Racer

	Brent Talley	Jordan Wallace	Alexander Cumm...	Robert Orr	John Labay	Mike Padgett	Patrick Ferro	Hendrik De Zwart
1	27.731 [7]	1 26.799 [2] 2 24.141 [1]	1 26.246 [1] 2 25.18 [4]	1 26.858 [3] 2 24.908 [3]	1 27.757 [8] 2 27.173 [8]	1 27.127 [5] 2 26.03 [7]	1 26.858 [3] 2 25.193 [5]	1 27.286 [6] 2 25.461 [6] 3 24.737 [5] 4 24.207 [3]

