






# Heat Results

**Heat Type:** 18 Lap Main (Volta)

**Win By:** Position

**Date:** 4/27/2013 11:50 AM

**Winner:** Steve Rice

		<b>Racers:</b> Steve Rice				
		<b>Best Lap:</b> 22.799	<b># of Laps:</b> 26	<b>Gap from Leader:</b> -	<b>Avg. Lap:</b> 24.269	
<b>Heat Winner:</b>		 5701		56		
		<b>Racers:</b> Michael Wu				
		<b>Best Lap:</b> 22.962	<b># of Laps:</b> 26	<b>Gap from Leader:</b> 753.000	<b>Avg. Lap:</b> 24.229	
<b>2nd Place:</b>		 11751		42		
		<b>Racers:</b> Oliver Rojas				
		<b>Best Lap:</b> 23.235	<b># of Laps:</b> 26	<b>Gap from Leader:</b> 6491.000	<b>Avg. Lap:</b> 24.377	
<b>3rd Place:</b>		 5192		35		
Position	Racer	Best Lap	Gap from Leader	# of Laps	Average Lap	RPM
4	Steve Brooks	22.944	6784.000	26	24.349	10703
5	Jason Mulveny	22.973	7262.000	26	24.196	4157
6	Jordan Wallace	23.131	8517.000	26	24.373	4499
7	Hendrik De Zwart	23.038	9438.000	26	24.233	3932
8	Marco Restivo	23.083	10257.000	26	24.4	4558

## Lap Times by Racer

Steve Rice	Steve Brooks	Michael Wu	Jordan Wallace	Oliver Rojas	Marco Restivo	Jason Mulveny	Hendrik De Zwart
1 48.566 [1]	1 45.268 [4]	1 47.333 [2]	1 44.641 [5]	1 46.118 [3]	1 44.212 [6]	1 41.989 [7]	1 41.264 [8]
2 25.347 [1]	2 25.587 [4]	2 25.11 [2]	2 25.492 [5]	2 25.282 [3]	2 25.703 [7]	2 25.189 [6]	2 25.581 [8]
3 23.742 [1]			3 24.106 [5]		3 24.19 [7]	3 24.138 [6]	3 24.434 [8]
			4 24.047 [5]			4 23.994 [6]	4 23.867 [8]

<b>Steve Rice</b>		<b>Steve Brooks</b>		<b>Michael Wu</b>		<b>Oliver Rojas</b>		<b>Marco Restivo</b>		<b>Jason Mulveny</b>		<b>Hendrik De Zwart</b>	
4	23.863 [1]	3	24.226 [4]	3	23.82 [2]	3	24.014 [3]	4	24.042 [7]	5	23.757 [6]	5	23.54 [8]
5	23.427 [1]	4	23.441 [4]	4	23.733 [2]	4	23.673 [3]	5	23.702 [7]	6	23.283 [6]	6	23.708 [8]
6	23.333 [1]	5	23.433 [4]	5	23.68 [2]	5	23.534 [3]	6	23.632 [7]	7	23.46 [6]	7	23.627 [8]
7	23.331 [1]	6	23.509 [4]	6	23.448 [2]	6	23.363 [3]	7	23.6 [7]	8	23.474 [5]	8	24.268 [8]
8	23.254 [1]	7	23.338 [4]	7	23.36 [2]	7	23.453 [3]	8	24.208 [7]	9	23.448 [5]	9	23.496 [8]
9	23.318 [1]	8	23.508 [4]	8	23.265 [2]	8	23.388 [3]	9	23.445 [7]	10	23.353 [5]	10	23.5 [8]
10	23.317 [1]	9	23.265 [4]	9	23.283 [2]	9	23.359 [3]	10	23.444 [7]	11	23.238 [5]	11	23.435 [8]
11	23.22 [1]	10	23.213 [4]	10	23.245 [2]	10	23.328 [3]	11	23.321 [7]	12	23.168 [5]	12	23.315 [8]
12	23.458 [1]	11	23.422 [4]	11	23.262 [2]	11	23.519 [3]	12	23.395 [7]	13	23.167 [5]	13	23.447 [8]
13	23.187 [1]	12	23.368 [4]	12	23.179 [2]	12	23.249 [3]	13	23.186 [7]	14	23.038 [5]	14	23.158 [8]
14	23.051 [1]	13	23.385 [4]	13	23.244 [2]	13	23.323 [3]	14	23.268 [7]	15	23.007 [5]	15	23.286 [8]
15	23.176 [1]	14	23.2 [4]	14	23.283 [2]	14	23.346 [3]	15	23.317 [7]	16	23.276 [5]	16	23.359 [8]
16	23.05 [1]	15	23.38 [4]	15	23.175 [2]	15	23.404 [3]	16	23.4 [7]	17	23.507 [5]	17	23.038 [8]
17	23.175 [1]	16	23.268 [4]	16	23.153 [2]	16	23.287 [3]	17	23.313 [7]	18	23.497 [5]	18	23.1 [8]
18	23.128 [1]	17	23.972 [4]	17	23.124 [2]	17	23.373 [3]	18	23.239 [7]	19	24.168 [5]	19	23.132 [8]
19	23.176 [1]	18	23.367 [4]	18	22.978 [2]	18	23.387 [3]	19	23.236 [7]	20	22.973 [5]	20	23.46 [8]
20	23.032 [1]	19	23.845 [4]	19	22.984 [2]	19	24.17 [3]	20	23.323 [7]	21	23.188 [5]	21	23.21 [8]
21	23.095 [1]	20	23.232 [4]	20	23.227 [2]	20	23.334 [3]	21	23.225 [7]	22	23.345 [5]	22	23.186 [8]
22	23.048 [1]	21	23.2 [4]	21	22.971 [2]	21	23.311 [3]	22	23.212 [7]	23	24.018 [5]	23	23.102 [8]
23	22.958 [1]	22	23.499 [4]	22	23.087 [2]	22	23.428 [3]	23	23.083 [7]	24	23.175 [5]	24	23.937 [8]
24	22.991 [1]	23	23.905 [4]	23	22.979 [2]	23	23.407 [3]	24	24.132 [7]	25	23.226 [5]	25	23.434 [8]
25	22.952 [1]	24	22.983 [4]	24	22.966 [2]	24	23.268 [3]	25	23.558 [7]	26	23.027 [5]	26	23.169 [7]
26	22.952 [1]	25	22.944 [4]	25	23.099 [2]	25	23.235 [3]	26	24.024 [8]				
	22.799 [1]	26	23.311 [4]	26	22.962 [2]	26	23.243 [3]						


# Heat Results


**Heat Type:** 18 Lap Main (Volta)


**Win By:** Position

**Date:** 4/27/2013 11:40 AM

**Winner:** Mike Padgett

<b>Heat Winner:</b>	<b>Racers:</b> Mike Padgett	<b>Best Lap:</b> 23.637	<b># of Laps:</b> 26	<b>Gap from Leader:</b> -	<b>Avg. Lap:</b> 25.472
		<b>This Round +/-</b>		53	
	3913				

<b>2nd Place:</b>	<b>Racers:</b> Robert Orr	<b>Best Lap:</b> 23.637	<b># of Laps:</b> 26	<b>Gap from Leader:</b> 1535.000	<b>Avg. Lap:</b> 25.587
		<b>This Round +/-</b>		42	
	2732				

<b>3rd Place:</b>	<b>Racers:</b> Brent Talley	<b>Best Lap:</b> 23.539	<b># of Laps:</b> 26	<b>Gap from Leader:</b> 1730.000	<b>Avg. Lap:</b> 25.359
		<b>This Round +/-</b>		35	
	5081				

Position	Racer	Best Lap	Gap from Leader	# of Laps	Average Lap	RPM
4	Christopher Wi...	23.443	2130.000	26	25.3	4720
5	Patrick Ferro	23.39	3348.000	26	25.513	2032
6	Kelly Widmann	23.46	3575.000	26	25.564	6044
7	Alexander Cumm...	24.056	8633.000	26	25.568	3337
8	John Labay	23.59	8995.000	26	25.69	2177

## Lap Times by Racer

	Brent Talley	Alexander Cumm...	Robert Orr	John Labay	Mike Padgett	Christopher Wi...	Patrick Ferro	Kelly Widmann
1	52.979 [6]	1 52.25 [8] 2 26.591 [8]	1 57.009 [1]	1 54.077 [5]	1 56.097 [2]	1 51.375 [7] 2 26.564 [7]	1 54.774 [4]	1 55.351 [3] 2 26.359 [3]
2	26.485 [5]	3 26.189 [8] 4 24.882 [7]	2 26.125 [1]	2 26.277 [4]	2 26.34 [2] 3 24.52 [2]	3 25.602 [5] 4 25.128 [6]	2 27.263 [6]	3 24.289 [3] 4 24.321 [3]

<b>Brent Talley</b>				<b>Robert Orr</b>		<b>John Labay</b>				<b>Patrick Ferro</b>				
3	25.186 [4]			3	24.638 [1]	3	27.451 [7]		<b>Mike Padgett</b>	3	26.253 [6]			
4	24.181 [4]			4	24.488 [1]	4	25.73 [8]	4	24.386 [2]	4	23.886 [5]			
5	23.914 [4]			5	24.24 [1]	5	25.268 [8]	5	24.274 [2]	5	24.024 [5]			
6	23.925 [4]			6	24.103 [1]	6	25.318 [8]	6	23.838 [2]	6	24.219 [5]			
7	24.017 [4]			7	24.013 [1]	7	25.274 [8]	7	23.924 [2]	7	24.243 [5]			
8	23.665 [4]	<b>Alexander Cum...</b>		8	23.637 [1]	8	24.81 [8]	8	23.879 [2]	<b>Christopher Wi...</b>	8	23.895 [5]	<b>Kelly Widmann</b>	
9	23.575 [4]	5 24.469 [7]		9	23.871 [1]	9	23.787 [8]	9	23.637 [2]	5 24.425 [6]	9	23.912 [5]	5 24.477 [3]	
10	23.621 [4]	6 24.236 [7]		10	23.872 [1]	10	24.098 [8]	10	24.051 [2]	6 24.236 [6]	10	23.979 [5]	6 23.837 [3]	
11	23.678 [4]	7 24.3 [7]		11	23.889 [1]	11	23.892 [8]	11	23.942 [2]	7 23.876 [6]	11	24.165 [5]	7 23.791 [3]	
12	23.564 [4]	8 24.415 [7]		12	23.961 [1]	12	23.775 [8]	12	23.732 [2]	8 23.693 [6]	12	23.868 [5]	8 24.007 [3]	
13	23.539 [4]	9 24.612 [7]		13	23.831 [1]	13	23.731 [8]	13	23.769 [2]	9 23.56 [6]	13	23.895 [5]	9 23.598 [3]	
14	25.289 [4]	10 24.26 [7]		14	24.692 [1]	14	23.967 [8]	14	25.353 [3]	10 23.82 [6]	14	23.947 [5]	10 23.917 [3]	
15	23.653 [4]	11 24.783 [7]		15	24.165 [1]	15	23.59 [8]	15	23.713 [3]	11 24.473 [6]	15	23.733 [5]	11 24.205 [3]	
16	24.155 [3]	12 24.263 [7]		16	24.377 [1]	16	24.032 [8]	16	24.405 [2]	12 23.57 [6]	16	23.39 [5]	12 23.46 [3]	
17	24.294 [3]	13 24.119 [7]		17	24.36 [1]	17	24.32 [8]	17	24.274 [2]	13 23.841 [6]	17	23.64 [5]	13 23.754 [3]	
18	24.407 [3]	14 24.247 [7]		18	24.272 [1]	18	24.848 [8]	18	24.169 [2]	14 24.044 [6]	18	24.037 [5]	14 24.462 [2]	
19	24.336 [3]	15 24.115 [7]		19	24.466 [1]	19	23.929 [8]	19	24.39 [2]	15 23.757 [6]	19	25.327 [6]	15 24.113 [2]	
20	24.427 [3]	16 24.42 [7]		20	24.071 [1]	20	24.189 [8]	20	24.064 [2]	16 23.443 [6]	20	23.883 [6]	16 25.077 [4]	
21	23.647 [3]	17 24.228 [7]		21	24.222 [1]	21	23.993 [8]	21	24.179 [2]	17 23.585 [6]	21	23.941 [6]	17 24.513 [4]	
22	24.414 [3]	18 24.166 [7]		22	24.338 [1]	22	24.388 [8]	22	24.43 [2]	18 24.111 [6]	22	25.893 [6]	18 24.348 [4]	
23	25.029 [3]	19 24.338 [7]		23	25.136 [2]	23	24.094 [8]	23	24.69 [1]	19 24.164 [5]	23	23.492 [6]	19 24.431 [4]	
24	24.629 [3]	20 24.371 [7]		24	24.879 [2]	24	24.485 [8]	24	23.767 [1]	20 24.306 [5]	24	23.988 [5]	20 24.308 [4]	
25	24.803 [3]	21 24.183 [7]		25	24.562 [2]	25	24.183 [8]	25	24.046 [1]	21 23.68 [5]	25	24.999 [5]	21 23.76 [4]	
26	23.915 [3]	22 24.339 [7]		26	24.047 [2]	26	24.426 [8]	26	24.394 [1]	22 24.181 [5]	26	24.685 [5]	22 24.251 [4]	
		23 24.056 [7]								23 25.13 [5]			23 25.183 [4]	
		24 24.498 [7]								24 24.33 [4]			24 25.403 [6]	
		25 24.229 [7]								25 25.094 [4]			25 25.255 [6]	
		26 24.2 [7]								26 23.821 [4]			26 24.19 [6]	