


# Heat Results


**Heat Type:** 18 Lap Main (Volta)


**Win By:** Position

**Date:** 4/27/2013 12:10 PM

**Winner:** Steve Rice

<b>Heat Winner:</b>	<b>Racers:</b> Steve Rice	<b>Best Lap:</b> 23.023	<b># of Laps:</b> 26	<b>Gap from Leader:</b> -	<b>Avg. Lap:</b> 24.247
	 5747	<b>This Round +/-</b>		46	

<b>2nd Place:</b>	<b>Racers:</b> Steve Brooks	<b>Best Lap:</b> 22.951	<b># of Laps:</b> 26	<b>Gap from Leader:</b> 938.000	<b>Avg. Lap:</b> 24.224
	 10738	<b>This Round +/-</b>		35	

<b>3rd Place:</b>	<b>Racers:</b> Michael Wu	<b>Best Lap:</b> 22.847	<b># of Laps:</b> 26	<b>Gap from Leader:</b> 1319.000	<b>Avg. Lap:</b> 24.108
	 11782	<b>This Round +/-</b>		31	

Position	Racer	Best Lap	Gap from Leader	# of Laps	Average Lap	RPM
4	Jordan Wallace	22.886	1888.000	26	23.964	4522
5	Jason Mulveny	22.921	2556.000	26	24.105	4171
6	Marco Restivo	23.048	3708.000	26	24.058	4565
7	Hendrik De Zwart	23.155	6750.000	26	24.208	3938

## Lap Times by Racer

Steve Rice	Steve Brooks	Michael Wu	Jordan Wallace	Marco Restivo	Jason Mulveny	Hendrik De Zwart
1 46.8 [1]	1 45.872 [2]	1 42.913 [3]	1 40.049 [6]	1 40.737 [7]	1 41.97 [4]	1 41.068 [5]
2 25.422 [1]	2 25.093 [2]	2 24.825 [3]	2 24.78 [6]	2 25.186 [7]	2 24.922 [4]	2 25.059 [5]
3 23.678 [1]	3 23.625 [2]	3 23.727 [3]	3 23.899 [6]	3 24.073 [7]	3 23.719 [4]	3 23.916 [5]
	4 23.594 [2]	4 23.958 [5]	4 23.958 [5]	4 23.793 [7]	4 23.69 [4]	4 24.487 [6]
	5 23.434 [2]	5 23.31 [5]	5 23.31 [5]	5 23.77 [6]	5 23.473 [4]	5 24.45 [7]

<b>Steve Rice</b>		<b>Michael Wu</b>							
4	23.564 [1]			4	23.572 [3]				
5	23.397 [1]			5	23.544 [3]				
6	23.3 [1]			6	23.264 [3]				
7	23.4 [1]			7	23.836 [3]				
8	23.367 [1]			8	22.88 [3]				
9	23.286 [1]	<b>Steve Brooks</b>		9	23.472 [3]	<b>Jordan Wallace</b>	<b>Marco Restivo</b>	<b>Jason Mulveny</b>	<b>Hendrik De Zwart</b>
10	23.373 [1]	6 23.296 [2]		10	23.21 [3]	6 23.281 [5]	6 23.391 [6]	6 23.111 [4]	6 23.361 [7]
11	23.54 [1]	7 23.596 [2]		11	23.609 [3]	7 23.178 [5]	7 23.506 [6]	7 23.728 [4]	7 23.413 [7]
12	23.182 [1]	8 23.144 [2]		12	23.176 [3]	8 23.128 [5]	8 23.209 [6]	8 23.218 [4]	8 23.37 [7]
13	23.143 [1]	9 23.483 [2]		13	23.17 [3]	9 23.137 [5]	9 23.249 [6]	9 23.338 [4]	9 23.335 [7]
14	23.023 [1]	10 23.317 [2]		14	22.957 [3]	10 23.1 [5]	10 23.321 [6]	10 23.191 [4]	10 23.176 [7]
15	23.207 [1]	11 23.5 [2]		15	23.268 [3]	11 23.854 [5]	11 23.215 [6]	11 23.705 [4]	11 23.43 [7]
16	23.263 [1]	12 23.235 [2]		16	23.165 [3]	12 23.079 [5]	12 23.24 [6]	12 23.06 [4]	12 23.263 [7]
17	23.289 [1]	13 23.128 [2]		17	23.61 [3]	13 23.252 [5]	13 23.208 [6]	13 23.075 [4]	13 23.209 [7]
18	23.08 [1]	14 23.043 [2]		18	22.847 [3]	14 23.025 [5]	14 23.262 [6]	14 23.269 [4]	14 23.397 [7]
19	23.103 [1]	15 23.279 [2]		19	23.232 [3]	15 23.003 [5]	15 23.152 [6]	15 22.979 [4]	15 23.288 [7]
20	23.238 [1]	16 23.168 [2]		20	22.933 [3]	16 23.159 [5]	16 23.219 [6]	16 23.373 [4]	16 23.277 [7]
21	23.086 [1]	17 23.297 [2]		21	23.22 [3]	17 23.613 [5]	17 23.048 [6]	17 23.722 [4]	17 23.309 [7]
22	23.104 [1]	18 23.08 [2]		22	23.062 [3]	18 23.271 [5]	18 23.146 [6]	18 23.337 [4]	18 23.337 [7]
23	23.207 [1]	19 23.154 [2]		23	23.291 [3]	19 23.336 [5]	19 23.333 [6]	19 23.153 [4]	19 23.343 [7]
24	23.089 [1]	20 22.98 [2]		24	24.226 [3]	20 23.066 [5]	20 23.399 [6]	20 23.024 [4]	20 23.306 [7]
25	23.053 [1]	21 23.124 [2]		25	22.853 [3]	21 23.109 [5]	21 23.28 [6]	21 23.155 [4]	21 23.305 [7]
26	23.24 [1]	22 23.21 [2]		26	22.952 [3]	22 23.318 [5]	22 23.219 [6]	22 22.921 [4]	22 23.236 [7]
		23 23.313 [2]				23 23.09 [5]	23 23.051 [6]	23 22.954 [4]	23 23.155 [7]
		24 23.761 [2]				24 23.002 [4]	24 23.078 [6]	24 23.99 [5]	24 23.55 [7]
		25 23.151 [2]				25 23.192 [4]	25 23.305 [6]	25 23.56 [5]	25 23.518 [7]
		26 22.951 [2]				26 22.886 [4]	26 23.112 [6]	26 23.082 [5]	26 23.857 [7]


# Heat Results


**Heat Type:** 18 Lap Main (Volta)


**Win By:** Position

**Date:** 4/27/2013 12:00 PM

**Winner:** Kelly Widmann

<b>Heat Winner:</b>	<b>Racers:</b> Kelly Widmann	<b>Best Lap:</b> 23.045	<b># of Laps:</b> 26	<b>Gap from Leader:</b> -	<b>Avg. Lap:</b> 24.538
		<b>This Round +/-</b>		58	
	6102				

<b>2nd Place:</b>	<b>Racers:</b> Oliver Rojas	<b>Best Lap:</b> 23.158	<b># of Laps:</b> 26	<b>Gap from Leader:</b> 770.000	<b>Avg. Lap:</b> 24.668
		<b>This Round +/-</b>		42	
	5234				

<b>3rd Place:</b>	<b>Racers:</b> Brent Talley	<b>Best Lap:</b> 23.07	<b># of Laps:</b> 26	<b>Gap from Leader:</b> 1138.000	<b>Avg. Lap:</b> 24.55
		<b>This Round +/-</b>		35	
	5116				

Position	Racer	Best Lap	Gap from Leader	# of Laps	Average Lap	RPM
4	Patrick Ferro	23.374	7407.000	26	24.871	2060
5	Robert Orr	23.241	7913.000	26	24.713	2753
6	John Labay	23.463	16256.000	26	25.085	2191
7	Alexander Cumm...	23.865	21948.000	26	25.107	3344
8	Mike Padgett	23.718	22109.000	26	25.225	3919

## Lap Times by Racer

	Brent Talley	Oliver Rojas	Alexander Cumm...	Robert Orr	John Labay	Mike Padgett	Patrick Ferro	Kelly Widmann
1	49.111 [4]	1 50.882 [1]	1 44.927 [8]	1 47.497 [6]	1 48.31 [5]	1 46.908 [7]	1 50.198 [2]	1 49.555 [3]
2	25.153 [4]	2 25.251 [1]	2 26.643 [8]	2 26.134 [6]	2 25.713 [5]	2 26.48 [7]	2 25.095 [2]	2 25.125 [3]
			3 25.112 [7]					3 23.846 [3]
			4 24.634 [7]					4 24.076 [3]

<b>Brent Talley</b>		<b>Oliver Rojas</b>		<b>Robert Orr</b>		<b>John Labay</b>		<b>Mike Padgett</b>		<b>Patrick Ferro</b>		<b>Kelly Widmann</b>	
3	23.813 [4]	3	23.707 [1]	3	24.249 [6]	3	24.68 [5]	3	26.522 [8]	3	24.104 [2]		
4	23.959 [4]	4	23.939 [1]	4	23.992 [5]	4	25.341 [6]	4	24.524 [8]	4	24.404 [2]		
5	23.835 [3]	5	24.117 [1]	5	23.994 [5]	5	24.837 [6]	5	24.846 [8]	5	25.023 [4]		
6	23.861 [3]	6	23.647 [1]	6	23.998 [5]	6	25.527 [6]	6	24.675 [8]	6	23.845 [4]		
7	23.758 [3]	7	23.521 [1]	7	23.83 [5]	7	24.284 [6]	7	24.544 [8]	7	23.992 [4]		
8	23.609 [3]	8	23.597 [1]		<b>Alexander Cumm...</b>	8	23.684 [5]	8	23.973 [8]	8	23.528 [4]		
9	23.379 [3]	9	23.51 [1]	5	24.798 [7]	9	23.955 [5]	9	24.062 [8]	9	23.823 [4]	5	23.773 [2]
10	23.574 [3]	10	23.894 [1]	6	24.812 [7]	10	24.019 [5]	10	24.173 [8]	10	23.57 [4]	6	23.919 [2]
11	23.36 [3]	11	23.518 [1]	7	24.215 [7]	11	23.802 [5]	11	24.008 [8]	11	23.545 [4]	7	23.769 [2]
12	23.505 [3]	12	23.488 [1]	8	24.161 [7]	12	23.82 [5]	12	24.008 [8]	12	23.613 [4]	8	23.572 [2]
13	23.07 [3]	13	23.447 [1]	9	24.095 [7]	13	23.618 [5]	13	23.995 [8]	13	23.996 [4]	9	23.453 [2]
14	23.289 [3]	14	23.384 [1]	10	24.164 [7]	14	23.694 [5]	14	23.968 [8]	14	23.674 [4]	10	23.353 [2]
15	23.603 [3]	15	23.224 [1]	11	23.985 [7]	15	23.743 [5]	15	24.114 [8]	15	23.871 [4]	11	23.476 [2]
16	23.286 [3]	16	23.244 [1]	12	23.937 [7]	16	23.79 [5]	16	24.136 [8]	16	23.796 [4]	12	23.225 [2]
17	23.387 [3]	17	23.377 [1]	13	24.177 [7]	17	23.301 [5]	17	24.138 [8]	17	23.574 [4]	13	23.292 [2]
18	23.185 [3]	18	23.425 [1]	14	24.008 [7]	18	23.547 [5]	18	23.938 [8]	18	24 [4]	14	23.408 [2]
19	23.167 [3]	19	23.478 [1]	15	24.03 [7]	19	23.602 [5]	19	23.9 [8]	19	23.557 [4]	15	23.179 [2]
20	23.29 [3]	20	23.37 [1]	16	24.142 [7]	20	23.51 [5]	20	23.946 [8]	20	23.797 [4]	16	23.056 [2]
21	23.312 [3]	21	23.269 [1]	17	24.004 [7]	21	23.523 [5]	21	23.959 [8]	21	23.602 [4]	17	23.33 [2]
22	23.963 [3]	22	24.135 [1]	18	23.917 [7]	22	23.592 [5]	22	24.201 [8]	22	23.756 [4]	18	23.456 [2]
23	23.597 [3]	23	23.486 [1]	19	24.019 [7]	23	23.598 [5]	23	24.201 [8]	23	23.374 [4]	19	23.477 [2]
24	23.737 [3]	24	23.955 [2]	20	23.918 [7]	24	23.426 [5]	24	24.165 [8]	24	23.654 [4]	20	23.285 [2]
25	23.212 [3]	25	23.158 [2]	21	23.97 [7]	25	23.241 [5]	25	23.87 [8]	25	23.786 [4]	21	23.229 [2]
26	23.29 [3]	26	23.341 [2]	22	23.865 [7]	26	23.386 [5]	26	25.104 [8]	26	23.461 [4]	22	24.143 [2]
				23	24.059 [7]							23	23.496 [2]
				24	24.122 [7]							24	23.326 [1]
				25	24.058 [7]							25	23.045 [1]
				26	25.019 [7]							26	23.117 [1]