


Heat Results

Heat Type: 5 min -Qualifying


Win By: Best Lap

Date: 5/18/2013 11:00 AM

Winner: SK Michael Wu

Heat Winner:	Racers: SK Michael Wu					
	Best Lap: 24.581	# of Laps: 17	Gap from Leader: -	Avg. Lap: 25.221		
	 11826	This Round +/-	44			

2nd Place:	Racers: Steve Brooks					
	Best Lap: 24.628	# of Laps: 17	Gap from Leader: 0.047	Avg. Lap: 25.293		
	 10766	This Round +/-	28			

3rd Place:	Racers: SK Oliver Rojas					
	Best Lap: 24.764	# of Laps: 16	Gap from Leader: 0.183	Avg. Lap: 25.593		
	 5255	This Round +/-	21			

Position	Racer	Best Lap	Gap from Leader	# of Laps	Average Lap	RPM
4	Steve Rice	24.862	0.281	17	25.566	5812
5	SK Marco Restivo	25.03	0.449	16	25.703	4572
6	Gamal Aburdene	26.01	1.429	16	27.201	1255

Lap Times by Racer

Steve Rice	Steve Brooks	SK Michael Wu	SK Oliver Rojas	SK Marco Restivo	Gamal Aburdene
1 29.688 [4]	1 29.526 [2]	1 28.444 [1]	1 31.668 [6]	1 29.885 [5]	1 29.567 [3]
2 26.59 [3]	2 26.243 [2]	2 26.013 [1]	2 26.939 [5]	2 26.891 [4]	2 27.757 [6]
3 26.354 [5]	3 25.803 [2]	3 25.579 [1]	3 26.215 [3]	3 26.313 [4]	3 28.196 [6]
4 26.245 [5]	4 26.468 [2]	4 25.965 [1]	4 26.635 [4]	4 25.961 [3]	4 28.985 [6]
5 26.456 [5]	5 25.597 [2]	5 25.312 [1]	5 25.98 [4]	5 26.759 [3]	5 28.624 [6]
6 25.848 [3]	6 25.654 [2]	6 25.455 [1]	6 25.898 [5]	6 25.881 [4]	6 27.463 [6]
7 25.687 [4]	7 25.557 [2]	7 25.32 [1]	7 25.673 [3]	7 25.73 [5]	7 27.129 [6]

Steve Rice	Steve Brooks	SK Michael Wu	SK Oliver Rojas	SK Marco Restivo	Gamal Aburdene
8 25.67 [5]	8 25.448 [3]	8 25.228 [1]	8 25.383 [2]	8 25.554 [4]	8 26.166 [6]
9 25.345 [4]	9 25.055 [1]	9 25.105 [2]	9 25.314 [3]	9 25.578 [5]	9 26.398 [6]
10 25.41 [4]	10 25.056 [2]	10 24.983 [1]	10 25.578 [3]	10 25.559 [5]	10 28.038 [6]
11 25.284 [3]	11 24.981 [1]	11 25.764 [2]	11 25.566 [4]	11 25.417 [5]	11 26.908 [6]
12 25.065 [3]	12 24.917 [1]	12 25.143 [2]	12 25.087 [4]	12 25.232 [5]	12 26.01 [6]
13 25.21 [4]	13 24.83 [1]	13 24.915 [2]	13 24.956 [3]	13 25.096 [5]	13 27.417 [6]
14 24.975 [4]	14 24.774 [2]	14 24.687 [1]	14 25.092 [3]	14 25.187 [5]	14 26.339 [6]
15 24.862 [4]	15 24.931 [2]	15 24.878 [1]	15 24.82 [3]	15 25.364 [5]	15 26.134 [6]
16 25.04 [4]	16 24.75 [2]	16 24.611 [1]	16 24.764 [3]	16 25.03 [5]	16 26.45 [6]
17 25.022 [4]	17 24.628 [2]	17 24.581 [1]	17	17	17




Heat Results

Heat Type: 5 min -Qualifying

Win By: Best Lap

Date: 5/18/2013 11:05 AM

Winner: Dek Sayeh

		Racers: Dek Sayeh				
		Best Lap: 24.538	# of Laps: 12	Gap from Leader: -	Avg. Lap: 24.884	
Heat Winner:		 2419	This Round +/-	44		
		Racers: Brent Talley				
		Best Lap: 24.621	# of Laps: 12	Gap from Leader: 0.083	Avg. Lap: 25.232	
2nd Place:		 5144	This Round +/-	28		
		Racers: Alexander Cumm...				
		Best Lap: 25.133	# of Laps: 12	Gap from Leader: 0.595	Avg. Lap: 25.612	
3rd Place:		 3365	This Round +/-	21		
Position	Racer	Best Lap	Gap from Leader	# of Laps	Average Lap	RPM
4	Robert Orr	25.242	0.704	11	25.636	2827
5	Samuel Kutscha	25.359	0.821	12	26.123	1312
6	Josep Julia	25.614	1.076	12	26.28	1206

Lap Times by Racer

Brent Talley	Alexander Cumm...	Robert Orr	Dek Sayeh	Samuel Kutscha	Josep Julia
1 26.97 [1]	1 28.074 [4]	1 29.362 [6]	1 27.262 [2]	1 27.777 [3]	1 28.352 [5]
2 25.605 [2]	2 26.712 [6]	2 25.605 [2]	2 25.204 [1]	2 26.302 [5]	2 26.188 [4]
3 25.411 [2]	3 27.019 [6]	3 25.784 [3]	3 24.851 [1]	3 28.528 [5]	3 26.773 [4]
4 25.509 [2]	4 25.725 [4]	4 25.897 [3]	4 25.441 [1]	4 25.794 [5]	4 26.313 [6]
5 25.26 [2]	5 25.422 [3]	5 25.619 [5]	5 24.862 [1]	5 25.484 [4]	5 26.548 [6]
6 24.929 [2]	6 25.276 [3]	6 25.637 [5]	6 24.825 [1]	6 26.015 [4]	6 27.305 [6]
7 24.973 [2]	7 25.36 [3]	7 25.363 [4]	7 24.97 [1]	7 26.019 [5]	7 25.788 [6]

Brent Talley	Alexander Cumm...	Robert Orr	Dek Sayeh	Samuel Kutscha	Josep Julia
8 24.972 [2]	8 25.175 [3]	8 25.26 [4]	8 24.538 [1]	8 25.542 [5]	8 26.225 [6]
9 25.126 [2]	9 25.133 [3]	9 26.168 [4]	9 24.65 [1]	9 27.019 [5]	9 25.614 [6]
10 24.832 [2]	10 25.402 [3]	10 25.784 [4]	10 24.606 [1]	10 25.531 [5]	10 25.891 [6]
11 26.31 [2]	11 25.29 [3]	11 25.242 [4]	11 24.951 [1]	11 25.359 [5]	11 26.676 [6]
12 24.621 [2]	12 25.217 [3]	12	12 24.829 [1]	12 25.759 [5]	12 25.761 [6]