


# Heat Results


**Heat Type:** 18 Lap Main (Volta)

**Win By:** Position

**Date:** 6/29/2013 10:50 AM

**Winner:** Steve Brooks

<b>Heat Winner:</b>	<b>Racers:</b> Steve Brooks	<b>Best Lap:</b> 17.542	<b># of Laps:</b> 25	<b>Gap from Leader:</b> -	<b>Avg. Lap:</b> 19.281
	 10926	<b>This Round +/-</b>		46	

<b>2nd Place:</b>	<b>Racers:</b> Steve Rice	<b>Best Lap:</b> 17.373	<b># of Laps:</b> 25	<b>Gap from Leader:</b> 295.000	<b>Avg. Lap:</b> 19.171
	 5931	<b>This Round +/-</b>		35	

<b>3rd Place:</b>	<b>Racers:</b> Michael Wu	<b>Best Lap:</b> 17.373	<b># of Laps:</b> 25	<b>Gap from Leader:</b> 480.000	<b>Avg. Lap:</b> 19.236
	 12058	<b>This Round +/-</b>		28	

Position	Racer	Best Lap	Gap from Leader	# of Laps	Average Lap	RPM
4	Marco Restivo	17.348	739.000	25	19.064	4644
5	Oliver Rojas	17.443	2004.000	25	18.987	5376
6	Max Leitschuh	17.484	3746.000	25	19.214	3098
7	Takahashi Ryos...	17.599	7928.000	25	19.302	1938

## Lap Times by Racer

Steve Rice	Steve Brooks	Michael Wu	Oliver Rojas	Marco Restivo	Max Leitschuh	Takahashi Ryos...
1 48.842 [3]	1 51.031 [1]	1 50 [2]	1 44.245 [7]	1 46.583 [5]	1 47.051 [4]	1 46.008 [6]
2 21.889 [2]	2 20.302 [1]	2 22.478 [3]	2 21.053 [6]	2 21.629 [4]	2 22.053 [5]	2 21.582 [7]
3 18.337 [2]	3 18.431 [1]	3 18.667 [3]	3 19.106 [5]	3 18.662 [4]	3 20.06 [6]	3 20.197 [7]
4 18.502 [2]	4 18.099 [1]	4 18.465 [3]	4 18.121 [5]	4 18.557 [4]	4 18.398 [6]	4 18.38 [7]
5 18.071 [2]	5 18.177 [1]	5 18.052 [3]	5 18.176 [5]	5 17.991 [4]	5 18.199 [6]	5 18.15 [7]
6 18.089 [2]	6 18.25 [1]	6 17.99 [3]	6 17.851 [5]	6 17.862 [4]	6 18.009 [6]	6 18.085 [7]

<b>Steve Rice</b>	<b>Steve Brooks</b>	<b>Michael Wu</b>	<b>Oliver Rojas</b>	<b>Marco Restivo</b>	<b>Max Leitschuh</b>	<b>Takahashi Ryos...</b>
7 17.852 [2]	7 17.957 [1]	7 17.813 [3]	7 17.751 [5]	7 17.844 [4]	7 17.866 [6]	7 18.101 [7]
8 17.872 [2]	8 18.19 [1]	8 17.782 [3]	8 17.784 [5]	8 17.884 [4]	8 17.897 [6]	8 18.154 [7]
9 17.744 [2]	9 18.219 [1]	9 17.828 [3]	9 17.835 [5]	9 17.868 [4]	9 17.853 [6]	9 18.093 [7]
10 17.815 [2]	10 17.838 [1]	10 17.736 [3]	10 18.228 [5]	10 18.192 [4]	10 17.737 [6]	10 17.902 [7]
11 17.816 [2]	11 17.943 [1]	11 17.781 [3]	11 18.073 [5]	11 17.877 [4]	11 17.857 [6]	11 17.932 [7]
12 17.784 [2]	12 17.809 [1]	12 17.753 [3]	12 17.883 [5]	12 17.749 [4]	12 17.626 [6]	12 17.935 [7]
13 17.679 [2]	13 17.928 [1]	13 17.64 [3]	13 17.804 [5]	13 17.727 [4]	13 17.66 [6]	13 17.91 [7]
14 17.711 [2]	14 17.782 [1]	14 17.782 [3]	14 17.781 [5]	14 17.658 [4]	14 17.811 [6]	14 17.841 [7]
15 17.718 [2]	15 17.692 [1]	15 17.687 [3]	15 17.615 [5]	15 17.738 [4]	15 18.052 [6]	15 17.962 [7]
16 17.635 [2]	16 17.677 [1]	16 17.657 [3]	16 17.556 [5]	16 17.553 [4]	16 17.626 [6]	16 17.791 [7]
17 17.578 [2]	17 17.687 [1]	17 17.76 [3]	17 17.587 [5]	17 17.492 [4]	17 17.755 [6]	17 17.886 [7]
18 17.648 [2]	18 17.736 [1]	18 17.485 [3]	18 17.687 [5]	18 17.534 [4]	18 17.683 [6]	18 17.972 [7]
19 17.634 [2]	19 17.684 [1]	19 17.56 [3]	19 17.443 [5]	19 17.558 [4]	19 17.795 [6]	19 17.88 [7]
20 17.56 [2]	20 17.615 [1]	20 17.727 [3]	20 17.485 [5]	20 17.54 [4]	20 17.675 [6]	20 17.89 [7]
21 17.533 [2]	21 17.628 [1]	21 17.441 [3]	21 17.477 [5]	21 17.521 [4]	21 17.637 [6]	21 17.899 [7]
22 17.462 [2]	22 17.564 [1]	22 17.46 [3]	22 17.569 [5]	22 17.382 [4]	22 17.484 [6]	22 17.849 [7]
23 17.373 [2]	23 17.551 [1]	23 17.429 [3]	23 17.471 [5]	23 17.385 [4]	23 17.487 [6]	23 17.599 [7]
24 17.469 [2]	24 17.542 [1]	24 17.373 [3]	24 17.535 [5]	24 17.348 [4]	24 17.546 [6]	24 17.828 [7]
25 17.665 [2]	25 17.694 [1]	25 17.553 [3]	25 17.567 [5]	25 17.457 [4]	25 17.535 [6]	25 17.715 [7]


# Heat Results

**Heat Type:** 18 Lap Main (Volta)


**Win By:** Position

**Date:** 6/29/2013 10:40 AM

**Winner:** Dek Sayeh

<b>Heat Winner:</b>	<b>Racers:</b> Dek Sayeh	<b>Best Lap:</b> 17.699	<b># of Laps:</b> 25	<b>Gap from Leader:</b> -	<b>Avg. Lap:</b> 19.795
		<b>This Round +/-</b>		42	
	2557				

<b>2nd Place:</b>	<b>Racers:</b> Hendrik De Zwart	<b>Best Lap:</b> 18.034	<b># of Laps:</b> 25	<b>Gap from Leader:</b> 42.000	<b>Avg. Lap:</b> 19.916
		<b>This Round +/-</b>		28	
	4103				

<b>3rd Place:</b>	<b>Racers:</b> Kelly Widmann	<b>Best Lap:</b> 17.899	<b># of Laps:</b> 25	<b>Gap from Leader:</b> 1159.000	<b>Avg. Lap:</b> 19.899
		<b>This Round +/-</b>		21	
	6137				

Position	Racer	Best Lap	Gap from Leader	# of Laps	Average Lap	RPM
4	<u>Robert Orr</u>	18.013	1766.000	25	19.771	2915
5	<u>Alexander Cumm...</u>	18.038	2L	23	21.763	3450
6	<u>Misan Akuya</u>	19.393	2L	23	21.869	1219

## Lap Times by Racer

	Alexander Cumm...	Robert Orr	Dek Sayeh	Kelly Widmann	Hendrik De Zwart	Misan Akuya
1	53.939 [4]	1 53.264 [5]	1 54.777 [3]	1 55.901 [2]	1 56.886 [1]	1 53.309 [6]
2	20.017 [4]	2 20.253 [5]	2 20.256 [3]	2 20.097 [2]	2 20.284 [1]	2 21.221 [6]
3	18.36 [4]	3 18.451 [5]	3 18.052 [3]	3 18.148 [2]	3 18.242 [1]	3 21.156 [6]
4	18.483 [4]	4 18.489 [5]	4 18.182 [3]	4 18.283 [2]	4 18.191 [1]	4 20.976 [6]
5	19.912 [5]	5 19.191 [4]	5 18.401 [3]	5 18.171 [2]	5 18.112 [1]	5 20.807 [6]
6	18.762 [5]	6 18.348 [4]	6 18.173 [3]	6 18.188 [2]	6 18.127 [1]	6 19.973 [6]
7	18.309 [5]	7 18.243 [4]	7 18.228 [3]	7 18.334 [2]	7 18.148 [1]	7 19.979 [6]

<b>Alexander Cumm...</b>	<b>Robert Orr</b>	<b>Dek Sayeh</b>	<b>Kelly Widmann</b>	<b>Hendrik De Zwart</b>	<b>Misan Akuya</b>
8 18.176 [5]	8 18.14 [4]	8 18.35 [3]	8 18.222 [2]	8 18.084 [1]	8 20.64 [6]
9 18.255 [5]	9 18.282 [4]	9 17.848 [3]	9 18.099 [2]	9 18.293 [1]	9 20.991 [6]
10 18.315 [5]	10 18.123 [4]	10 18.465 [3]	10 18.578 [2]	10 18.305 [1]	10 22.354 [6]
11 19.768 [5]	11 18.494 [4]	11 18.719 [3]	11 18.64 [2]	11 18.3 [1]	11 20.107 [6]
12 18.798 [5]	12 18.463 [4]	12 18.42 [3]	12 18.322 [2]	12 18.301 [1]	12 19.438 [6]
13 56.321 [6]	13 18.422 [4]	13 18.096 [3]	13 18.2 [2]	13 18.123 [1]	13 20.544 [5]
14 18.872 [6]	14 18.022 [4]	14 18.542 [3]	14 18.629 [2]	14 18.107 [1]	14 19.919 [5]
15 18.445 [6]	15 18.336 [4]	15 18.726 [3]	15 18.839 [2]	15 18.197 [1]	15 19.464 [5]
16 18.347 [6]	16 18.246 [4]	16 18.689 [2]	16 19.396 [3]	16 18.164 [1]	16 19.393 [5]
17 18.16 [6]	17 18.213 [4]	17 17.699 [2]	17 18.074 [3]	17 18.079 [1]	17 19.497 [5]
18 18.213 [6]	18 18.061 [4]	18 17.716 [2]	18 18.172 [3]	18 18.06 [1]	18 19.984 [5]
19 18.318 [6]	19 18.075 [4]	19 17.701 [2]	19 18.09 [3]	19 18.034 [1]	19 21.599 [5]
20 18.102 [6]	20 18.052 [4]	20 18.281 [2]	20 18.217 [3]	20 19.98 [1]	20 19.705 [5]
21 18.038 [6]	21 18.427 [4]	21 18.926 [2]	21 18.446 [3]	21 18.904 [1]	21 20.651 [5]
22 18.59 [5]	22 18.075 [4]	22 18.221 [2]	22 18.117 [3]	22 18.376 [1]	22 20.704 [6]
23 18.052 [5]	23 18.424 [4]	23 18.386 [2]	23 18.371 [3]	23 18.144 [1]	23 20.567 [6]
24	24 18.177 [4]	24 17.958 [2]	24 18.051 [3]	24 18.034 [1]	24
25	25 18.013 [4]	25 18.056 [1]	25 17.899 [3]	25 18.43 [2]	25