

# Heat Results

**Heat Type:** 18 Lap Main (Volta)

**Win By:** Position

**Date:** 6/29/2013 11:10 AM

**Winner:** Michael Wu

<b>Heat Winner:</b>	<b>Racers:</b> Michael Wu	<b>Best Lap:</b> 17.342	<b># of Laps:</b> 25	<b>Gap from Leader:</b> -	<b>Avg. Lap:</b> 18.547
		<b>This Round +/-</b>		46	
	12104				

<b>2nd Place:</b>	<b>Racers:</b> Steve Rice	<b>Best Lap:</b> 17.363	<b># of Laps:</b> 25	<b>Gap from Leader:</b> 1087.000	<b>Avg. Lap:</b> 18.545
		<b>This Round +/-</b>		35	
	5966				

<b>3rd Place:</b>	<b>Racers:</b> Steve Brooks	<b>Best Lap:</b> 17.304	<b># of Laps:</b> 25	<b>Gap from Leader:</b> 1815.000	<b>Avg. Lap:</b> 18.436
		<b>This Round +/-</b>		30	
	10956				

Position	Racer	Best Lap	Gap from Leader	# of Laps	Average Lap	RPM
4	Oliver Rojas	17.298	2432.000	25	18.554	5400
5	Marco Restivo	17.358	4446.000	25	18.777	4658
6	Max Leitschuh	17.348	9249.000	25	18.778	3105
7	Takahashi Ryos...	17.573	15228.000	25	18.935	1944

## Lap Times by Racer

Steve Rice	Steve Brooks	Michael Wu	Oliver Rojas	Marco Restivo	Max Leitschuh	Takahashi Ryos...
1 37.961 [3]	1 35.716 [6]	1 38.733 [2]	1 37.365 [4]	1 39.518 [1]	1 36.76 [5]	1 35.305 [7]
2 19.564 [3]	2 19.36 [5]	2 19.625 [2]	2 19.899 [4]	2 19.957 [1]	2 20.22 [6]	2 19.724 [7]
3 17.969 [3]	3 18.576 [5]	3 17.952 [2]	3 18.409 [4]	3 17.94 [1]	3 19.826 [7]	3 19.364 [6]
4 19.044 [2]	4 18.134 [5]	4 18.539 [1]	4 18.428 [4]	4 19.822 [3]	4 18.875 [7]	4 19.028 [6]
5 17.993 [2]	5 18.142 [4]	5 17.798 [1]	5 18.361 [5]	5 18.011 [3]	5 19.477 [7]	5 19.341 [6]
6 17.781 [2]	6 17.683 [4]	6 17.708 [1]	6 17.756 [5]	6 17.802 [3]	6 18.353 [7]	6 18.594 [6]

<b>Steve Rice</b>	<b>Steve Brooks</b>	<b>Michael Wu</b>	<b>Oliver Rojas</b>	<b>Marco Restivo</b>	<b>Max Leitschuh</b>	<b>Takahashi Ryos...</b>
7 17.741 [2]	7 18.076 [4]	7 17.65 [1]	7 17.947 [5]	7 18.467 [3]	7 18.591 [6]	7 19.442 [7]
8 17.871 [2]	8 17.956 [3]	8 17.878 [1]	8 18.057 [4]	8 18.703 [5]	8 18.036 [6]	8 18.355 [7]
9 17.666 [2]	9 17.666 [3]	9 17.699 [1]	9 17.624 [4]	9 17.865 [5]	9 18.07 [6]	9 18.033 [7]
10 17.571 [2]	10 17.683 [3]	10 17.608 [1]	10 17.723 [4]	10 17.838 [5]	10 17.977 [6]	10 18.026 [7]
11 17.454 [2]	11 17.6 [3]	11 17.609 [1]	11 17.492 [4]	11 17.596 [5]	11 17.729 [6]	11 18.077 [7]
12 17.722 [2]	12 17.53 [3]	12 17.563 [1]	12 17.646 [4]	12 17.584 [5]	12 17.69 [6]	12 17.881 [7]
13 17.677 [2]	13 17.536 [3]	13 17.629 [1]	13 17.561 [4]	13 17.706 [5]	13 17.564 [6]	13 17.932 [7]
14 17.602 [2]	14 17.467 [3]	14 17.548 [1]	14 17.479 [4]	14 17.696 [5]	14 17.555 [6]	14 18.59 [7]
15 17.577 [2]	15 17.525 [3]	15 17.54 [1]	15 17.646 [4]	15 17.649 [5]	15 17.487 [6]	15 17.905 [7]
16 17.528 [2]	16 17.565 [3]	16 17.549 [1]	16 17.466 [4]	16 17.525 [5]	16 17.477 [6]	16 17.818 [7]
17 17.514 [2]	17 17.466 [3]	17 17.534 [1]	17 17.583 [4]	17 17.455 [5]	17 17.494 [6]	17 17.849 [7]
18 17.449 [2]	18 17.539 [3]	18 17.43 [1]	18 17.568 [4]	18 17.702 [5]	18 17.616 [6]	18 17.936 [7]
19 17.526 [2]	19 17.356 [3]	19 17.397 [1]	19 17.406 [4]	19 17.648 [5]	19 17.435 [6]	19 18.09 [7]
20 17.394 [2]	20 17.333 [3]	20 17.423 [1]	20 17.298 [4]	20 17.451 [5]	20 17.672 [6]	20 17.743 [7]
21 17.363 [2]	21 17.304 [3]	21 17.424 [1]	21 17.328 [4]	21 17.452 [5]	21 17.581 [6]	21 17.833 [7]
22 17.446 [2]	22 17.418 [3]	22 17.452 [1]	22 17.393 [4]	22 17.386 [5]	22 17.348 [6]	22 17.688 [7]
23 17.369 [2]	23 17.393 [3]	23 17.342 [1]	23 17.612 [4]	23 17.842 [5]	23 17.718 [6]	23 17.655 [7]
24 17.469 [2]	24 17.388 [3]	24 17.668 [1]	24 17.388 [4]	24 17.443 [5]	24 17.471 [6]	24 17.573 [7]
25 17.374 [2]	25 17.486 [3]	25 17.387 [1]	25 17.403 [4]	25 17.358 [5]	25 17.417 [6]	25 17.595 [7]




# Heat Results

**Heat Type:** 18 Lap Main (Volta)

**Win By:** Position

**Date:** 6/29/2013 11:00 AM

**Winner:** Dek Sayeh

		<b>Racers:</b> Dek Sayeh				
		<b>Best Lap:</b> 17.474	<b># of Laps:</b> 25	<b>Gap from Leader:</b> -	<b>Avg. Lap:</b> 18.763	
<b>Heat Winner:</b>		 2598	<b>This Round +/-</b>	41		
		<b>Racers:</b> Kelly Widmann				
		<b>Best Lap:</b> 17.453	<b># of Laps:</b> 25	<b>Gap from Leader:</b> 1838.000	<b>Avg. Lap:</b> 18.792	
<b>2nd Place:</b>		 6168	<b>This Round +/-</b>	31		
		<b>Racers:</b> Hendrik De Zwart				
		<b>Best Lap:</b> 17.764	<b># of Laps:</b> 25	<b>Gap from Leader:</b> 9327.000	<b>Avg. Lap:</b> 19.008	
<b>3rd Place:</b>		 4124	<b>This Round +/-</b>	21		
Position	Racer	Best Lap	Gap from Leader	# of Laps	Average Lap	RPM
4	<a href="#">Robert Orr</a>	17.714	9637.000	25	18.982	2929
5	<a href="#">Alexander Cumm...</a>	17.863	19983.000	25	19.303	3457
6	<a href="#">Misan Akuya</a>	19.236	2L	23	20.812	1225

## Lap Times by Racer

	Alexander Cumm...	Robert Orr	Dek Sayeh	Kelly Widmann	Hendrik De Zwart	Misan Akuya
1	39.234 [5]	1 40.919 [4]	1 43.492 [1]	1 42.941 [2]	1 41.519 [3]	1 38.53 [6]
2	19.467 [5]	2 19.486 [4]	2 19.747 [1]	2 19.635 [2]	2 19.507 [3]	2 21.289 [6]
3	18.256 [5]	3 18.052 [4]	3 17.896 [1]	3 17.671 [2]	3 17.995 [3]	3 20.305 [6]
4	18.071 [5]	4 18.018 [4]	4 17.655 [1]	4 17.822 [2]	4 18.063 [3]	4 19.757 [6]
5	18.114 [5]	5 18.07 [4]	5 17.746 [1]	5 17.704 [2]	5 18.058 [3]	5 19.741 [6]
6	18.072 [5]	6 17.977 [4]	6 17.696 [1]	6 17.51 [2]	6 17.848 [3]	6 19.744 [6]
7	18.108 [5]	7 17.945 [4]	7 17.593 [1]	7 17.654 [2]	7 17.817 [3]	7 19.28 [6]

<b>Alexander Cumm...</b>	<b>Robert Orr</b>	<b>Dek Sayeh</b>	<b>Kelly Widmann</b>	<b>Hendrik De Zwart</b>	<b>Misan Akuya</b>
8 18.036 [5]	8 17.884 [4]	8 17.915 [1]	8 17.91 [2]	8 17.764 [3]	8 19.461 [6]
9 18.063 [5]	9 17.913 [4]	9 17.716 [1]	9 17.831 [2]	9 17.888 [3]	9 20.928 [6]
10 18.057 [5]	10 17.818 [4]	10 17.974 [1]	10 17.796 [2]	10 17.829 [3]	10 20.469 [6]
11 17.934 [5]	11 18.015 [4]	11 17.703 [1]	11 17.786 [2]	11 18.555 [3]	11 20.189 [6]
12 20.023 [5]	12 18.025 [4]	12 17.478 [1]	12 17.627 [2]	12 17.892 [3]	12 20.9 [6]
13 19.609 [5]	13 17.715 [4]	13 17.524 [1]	13 17.453 [2]	13 17.774 [3]	13 19.574 [6]
14 18.021 [5]	14 18.056 [4]	14 17.536 [1]	14 17.662 [2]	14 17.842 [3]	14 19.4 [6]
15 17.863 [5]	15 17.804 [4]	15 17.64 [1]	15 17.587 [2]	15 17.841 [3]	15 19.409 [6]
16 18.012 [5]	16 17.714 [4]	16 17.556 [1]	16 17.593 [2]	16 17.794 [3]	16 19.236 [6]
17 18.021 [5]	17 17.881 [4]	17 17.64 [1]	17 17.528 [2]	17 17.943 [3]	17 20.552 [6]
18 18.016 [5]	18 17.828 [4]	18 17.503 [1]	18 17.501 [2]	18 17.799 [3]	18 20.066 [6]
19 18.065 [5]	19 17.871 [4]	19 17.804 [1]	19 18.663 [2]	19 17.766 [3]	19 19.645 [6]
20 17.961 [5]	20 17.899 [4]	20 17.592 [1]	20 17.644 [2]	20 17.776 [3]	20 20.863 [6]
21 18.013 [5]	21 19.274 [4]	21 17.553 [1]	21 17.64 [2]	21 19.681 [3]	21 20.099 [6]
22 18.146 [5]	22 18.632 [4]	22 17.474 [1]	22 17.675 [2]	22 18.645 [3]	22 19.555 [6]
23 17.883 [5]	23 18.1 [4]	23 17.626 [1]	23 17.782 [2]	23 17.953 [3]	23 19.695 [6]
24 19.552 [5]	24 17.834 [4]	24 17.523 [1]	24 17.564 [2]	24 17.831 [3]	24
25 21.969 [5]	25 17.827 [4]	25 17.502 [1]	25 17.611 [2]	25 17.82 [3]	25