




<b>Heat Results</b>						
<b>Heat Type:</b>		5 min -Qualifying				
<b>Win By:</b>		Best Lap				
<b>Date:</b>		10/19/2013 4:11 PM				
<b>Winner:</b>		Michael Wu				
<b>Heat Winner:</b>		<b>Racers:</b> Michael Wu				
		<b>Best Lap:</b> 23.365	<b># of Laps:</b> 18	<b>Gap from Leader:</b> -	<b>Avg. Lap:</b> 23.753	
		 <b>12391</b>	<b>This Round +/-</b>		<b>51</b>	
<b>2nd Place:</b>		<b>Racers:</b> David Nguyen				
		<b>Best Lap:</b> 23.41	<b># of Laps:</b> 17	<b>Gap from Leader:</b> 0.045	<b>Avg. Lap:</b> 24.438	
		 <b>6442</b>	<b>This Round +/-</b>		<b>35</b>	
<b>3rd Place:</b>		<b>Racers:</b> Steve Brooks (...)				
		<b>Best Lap:</b> 23.539	<b># of Laps:</b> 18	<b>Gap from Leader:</b> 0.174	<b>Avg. Lap:</b> 23.907	
		 <b>11706</b>	<b>This Round +/-</b>		<b>28</b>	
Position	Racer	Best Lap	Gap from Leader	# of Laps	Average Lap	RPM
4	Marco Restivo	23.653	0.288	18	24.034	5197
5	Oliver Rojas	23.94	0.575	17	24.232	5634
6	Stephen Mccl...	24.12	0.755	17	24.496	1672
7	Steve Rice	24.378	1.013	17	25.262	6768

**Lap Times by Racer**

Steve Rice	Steve Brooks (...)	Michael Wu	David Nguyen	Oliver Rojas	Marco Restivo	Stephen Mccl...
1 26.492 [6]	1 25.315 [1]	1 26.098 [3]	1 26.537 [7]	1 26.207 [5]	1 25.886 [2]	1 26.185 [4]
2 25.18 [6]	2 24.152 [2]	2 24.037 [1]	2 25.209 [7]	2 24.509 [5]	2 24.277 [3]	2 24.46 [4]
3 25.011 [6]	3 24.685 [2]	3 24.47 [1]	3 31.176 [7]		3 24.644 [3]	3 24.441 [4]
	4 23.893 [1]		4 26.644 [7]		4 24.4 [3]	4 24.98 [5]
	5 24.094 [3]		5 23.785 [2]		5 24.223 [5]	5 24.983 [6]

<b>Steve Rice</b>		<b>Michael Wu</b>		<b>David Nguyen</b>		<b>Oliver Rojas</b>		<b>Marco Restivo</b>		<b>Stephen Mccl...</b>	
4	24.854 [6]	4	23.946 [2]	6	23.823 [2]	3	24.517 [5]	6	24.223 [5]	6	24.586 [6]
5	24.539 [7]	5	23.707 [1]	7	24.011 [2]	4	24.335 [4]	7	24.264 [5]	7	24.356 [6]
6	24.627 [7]	6	23.726 [1]	8	23.462 [1]	5	24.199 [4]	8	24.51 [5]	8	24.473 [6]
7	24.408 [7]	7	23.753 [1]	9	23.923 [1]	6	24.431 [4]	9	23.925 [4]	9	24.364 [6]
8	26.14 [7]	8	23.753 [2]	10	23.566 [1]	7	24.172 [4]	10	23.826 [4]	10	25.231 [6]
9	24.478 [7]	9	23.493 [2]	11	23.772 [1]	8	24.194 [4]	11	23.878 [4]	11	24.397 [6]
10	24.378 [7]	10	23.714 [2]	12	23.642 [1]	9	24.305 [5]	12	23.752 [4]	12	24.157 [6]
11	31.345 [7]	11	23.464 [2]	13	23.72 [1]	10	24.353 [5]	13	23.865 [4]	13	24.128 [6]
12	26.351 [7]	12	23.638 [2]	14	23.56 [2]	11	24.506 [5]	14	23.749 [4]	14	24.166 [6]
13	24.56 [7]	13	23.625 [2]	15	23.527 [2]	12	23.94 [5]	15	23.862 [4]	15	24.12 [6]
14	24.471 [7]	14	23.443 [1]	16	23.773 [2]	13	23.982 [5]	16	23.653 [4]	16	24.475 [6]
15	24.937 [7]	15	24.046 [1]	17	23.41 [2]	14	24.024 [5]	17	23.683 [4]	17	24.613 [6]
16	24.465 [7]	16	23.601 [1]	18		15	23.966 [5]	18	23.842 [4]	18	
17	24.456 [7]	17	23.365 [1]			16	24.078 [5]				
18		18	24.022 [1]			17	24.208 [5]				
						18					

# Heat Results

**Heat Type:** 5 min -Qualifying

**Win By:** Best Lap

**Date:** 10/19/2013 4:16 PM

**Winner:** Michael Woodwo...

<b>Heat Winner:</b>	<b>Racers:</b> Michael Woodwo...	<b>Best Lap:</b> 23.62	<b># of Laps:</b> 18	<b>Gap from Leader:</b> -	<b>Avg. Lap:</b> 24.072
	 <b>2272</b>	<b>This Round +/-</b>		42	

<b>2nd Place:</b>	<b>Racers:</b> Hendrik De Zwart	<b>Best Lap:</b> 23.651	<b># of Laps:</b> 17	<b>Gap from Leader:</b> 0.031	<b>Avg. Lap:</b> 24.001
	 <b>4287</b>	<b>This Round +/-</b>		28	

<b>3rd Place:</b>	<b>Racers:</b> Eric Jones	<b>Best Lap:</b> 23.839	<b># of Laps:</b> 18	<b>Gap from Leader:</b> 0.219	<b>Avg. Lap:</b> 24
	 <b>3934</b>	<b>This Round +/-</b>		23	

Position	Racer	Best Lap	Gap from Leader	# of Laps	Average Lap	RPM
4	<a href="#">Robert Orr</a>	23.921	0.301	17	24.144	3271
5	<a href="#">Josep Julia</a>	24.028	0.408	17	24.335	1340
6	<a href="#">Alexander Cumm...</a>	24.118	0.498	17	24.343	3564

## Lap Times by Racer

Eric Jones	Alexander Cumm...	Robert Orr	Michael Woodwo...	Hendrik De Zwart	Josep Julia
1 25.785 [2]	1 26.242 [5]	1 26.208 [4]	1 25.564 [1]	1 26.953 [6]	1 25.849 [3]
2 24.31 [3]	2 24.578 [6]	2 24.3 [2]	2 24.192 [1]	2 24.345 [4]	2 24.385 [5]
3 24.238 [3]	3 24.614 [6]	3 24.22 [2]	3 24.312 [1]	3 24.336 [4]	3 24.348 [5]
4 24.093 [2]	4 24.556 [6]	4 24.178 [4]	4 23.736 [1]	4 24.326 [5]	4 24.13 [3]
5 23.963 [2]	5 24.365 [6]	5 24.05 [3]	5 25.336 [1]	5 24.165 [5]	5 24.362 [4]
6 24.015 [2]	6 24.279 [6]	6 24.263 [3]	6 25.703 [1]	6 24.165 [5]	6 24.129 [4]
7 23.839 [2]	7 24.436 [6]	7 24.277 [3]	7 23.624 [1]	7 24.074 [4]	7 25.085 [5]

<b>Eric Jones</b>	<b>Alexander Cumm...</b>	<b>Robert Orr</b>	<b>Michael Woodwo...</b>	<b>Hendrik De Zwart</b>	<b>Josep Julia</b>
8 24.009 [3]	8 24.152 [6]	8 23.977 [4]	8 24.042 [1]	8 23.797 [2]	8 24.577 [5]
9 24.188 [3]	9 24.367 [6]	9 24.221 [4]	9 24.198 [1]	9 23.936 [2]	9 24.476 [5]
10 23.989 [3]	10 24.377 [6]	10 24.299 [4]	10 23.62 [1]	10 23.906 [2]	10 24.028 [5]
11 23.949 [3]	11 24.308 [6]	11 24.191 [4]	11 23.724 [1]	11 23.892 [2]	11 24.085 [5]
12 24.082 [3]	12 24.312 [6]	12 24.205 [4]	12 23.751 [1]	12 24.039 [2]	12 24.097 [5]
13 23.871 [3]	13 24.202 [6]	13 24.023 [4]	13 23.664 [1]	13 23.781 [2]	13 24.323 [5]
14 23.893 [3]	14 24.273 [6]	14 23.921 [4]	14 23.897 [1]	14 23.95 [2]	14 24.32 [5]
15 23.875 [3]	15 24.118 [6]	15 24.059 [4]	15 23.942 [1]	15 23.651 [2]	15 24.543 [5]
16 23.913 [3]	16 24.291 [6]	16 24.095 [4]	16 24.067 [1]	16 23.883 [2]	16 24.305 [5]
17 23.841 [3]	17 24.258 [6]	17 24.031 [4]	17 23.771 [1]	17 23.776 [2]	17 24.17 [5]
18 23.934 [3]	18	18	18 23.649 [1]	18	18