






<b>Heat Results</b>								
<b>Heat Type:</b>		18 Lap Main (Volta)						
<b>Win By:</b>		Position						
<b>Date:</b>		10/19/2013 4:46 PM						
<b>Winner:</b>		Michael Wu						
<b>Heat Winner:</b>	<b>Racers:</b> Michael Wu							
	<b>Best Lap:</b>	23.004	<b># of Laps:</b>	21	<b>Gap from Leader:</b>	-	<b>Avg. Lap:</b>	26.131
	 <b>12491</b>			51				
<b>2nd Place:</b>	<b>Racers:</b> Eric Jones							
	<b>Best Lap:</b>	23.209	<b># of Laps:</b>	21	<b>Gap from Leader:</b>	4007.000	<b>Avg. Lap:</b>	26.248
	 <b>4006</b>			35				
<b>3rd Place:</b>	<b>Racers:</b> Michael Woodwo...							
	<b>Best Lap:</b>	23.361	<b># of Laps:</b>	21	<b>Gap from Leader:</b>	11440.000	<b>Avg. Lap:</b>	26.524
	 <b>2314</b>			28				
Position	Racer	Best Lap	Gap from Leader	# of Laps	Average Lap	RPM		
4	Steve Brooks (...)	23.468	12133.000	21	26.442	11755		
5	Stephen Mccllel...	23.446	19036.000	21	26.72	1714		
6	Oliver Rojas	23.524	19666.000	21	26.852	5685		
7	Hendrik De Zwart	23.933	23012.000	21	27.103	4314		

**Lap Times by Racer**

Eric Jones	Steve Brooks (...)	Michael Wu	Oliver Rojas	Michael Woodwo...	Stephen Mccllel...	Hendrik De Zwart
1 82.329 [2]	1 79.877 [5]	1 83.349 [1]	1 80.986 [6]	1 81.639 [4]	1 79.296 [7]	1 82.012 [3]
2 25.306 [2]	2 25.39 [5]	2 25.053 [1]	2 26.584 [6]	2 24.948 [3]	2 26.266 [7]	2 26.115 [4]
3 23.534 [2]	3 23.797 [4]	3 23.284 [1]	3 24.702 [7]	3 23.955 [3]	3 24.158 [6]	3 24.687 [5]
	4 23.645 [4]			4 24.052 [3]	4 23.761 [6]	4 24.161 [5]
	5 23.601 [4]			5 23.683 [3]	5 24.044 [6]	5 24.243 [5]

<b>Eric Jones</b>		<b>Michael Wu</b>		<b>Oliver Rojas</b>							
4	23.467 [2]		4 23.282 [1]	4	24.232 [7]						
5	23.484 [2]		5 23.244 [1]	5	23.793 [7]						
6	23.358 [2]		6 23.192 [1]	6	23.913 [7]						
7	23.565 [2]		7 23.242 [1]	7	24.214 [7]						
8	23.303 [2]	<b>Steve Brooks (...)</b>	8 23.211 [1]	8	23.995 [7]	<b>Michael Woodwo...</b>	<b>Stephen Mccllel...</b>	<b>Hendrik De Zwart</b>			
9	23.298 [2]	6 23.687 [4]	9 23.118 [1]	9	24.547 [7]	6 23.697 [3]	6 24.339 [6]	6 24.362 [5]			
10	23.209 [2]	7 23.689 [4]	10 23.213 [1]	10	24.113 [7]	7 23.711 [3]	7 24.02 [6]	7 24.054 [5]			
11	23.273 [2]	8 23.712 [4]	11 23.296 [1]	11	24.637 [7]	8 23.781 [3]	8 24.09 [6]	8 24.277 [5]			
12	23.404 [2]	9 24.064 [4]	12 23.209 [1]	12	24.262 [7]	9 23.937 [3]	9 24.603 [6]	9 24.324 [5]			
13	23.251 [2]	10 23.823 [4]	13 23.024 [1]	13	23.89 [7]	10 23.73 [3]	10 23.968 [6]	10 24.087 [5]			
14	23.326 [2]	11 23.945 [4]	14 23.12 [1]	14	23.94 [7]	11 23.84 [3]	11 24.73 [6]	11 24.469 [5]			
15	23.232 [2]	12 23.723 [4]	15 23.163 [1]	15	24.345 [6]	12 23.734 [3]	12 24.081 [6]	12 24.3 [5]			
16	23.402 [2]	13 23.567 [4]	16 23.228 [1]	16	23.717 [6]	13 23.617 [3]	13 23.871 [6]	13 23.933 [5]			
17	23.336 [2]	14 23.468 [4]	17 23.004 [1]	17	23.553 [6]	14 23.651 [3]	14 24.095 [6]	14 24.161 [5]			
18	23.356 [2]	15 23.591 [4]	18 23.143 [1]	18	23.681 [6]	15 23.629 [3]	15 23.905 [5]	15 25.316 [7]			
19	23.253 [2]	16 23.529 [4]	19 23.061 [1]	19	23.627 [6]	16 23.361 [3]	16 23.763 [5]	16 24.169 [7]			
20	23.295 [2]	17 23.815 [4]	20 23.17 [1]	20	23.647 [6]	17 23.969 [3]	17 23.807 [5]	17 23.976 [7]			
21	23.22 [2]	18 23.635 [4]	21 23.153 [1]	21	23.524 [6]	18 23.451 [3]	18 23.454 [5]	18 24.106 [7]			
		19 23.742 [4]				19 23.584 [3]	19 23.911 [5]	19 24.29 [7]			
		20 23.476 [4]				20 23.435 [3]	20 23.446 [5]	20 24.039 [7]			
		21 23.503 [4]				21 23.59 [3]	21 23.502 [5]	21 24.092 [7]			

# Heat Results

**Heat Type:** 18 Lap Main (Volta)

**Win By:** Position

**Date:** 10/19/2013 4:36 PM

**Winner:** David Nguyen

<b>Heat Winner:</b>	<b>Racers:</b> David Nguyen	<b>Best Lap:</b> 23.076	<b># of Laps:</b> 21	<b>Gap from Leader:</b> -	<b>Avg. Lap:</b> 24.606
	 <b>6492</b>	<b>This Round +/-</b>		<b>44</b>	

<b>2nd Place:</b>	<b>Racers:</b> Marco Restivo	<b>Best Lap:</b> 23.618	<b># of Laps:</b> 21	<b>Gap from Leader:</b> 5461.000	<b>Avg. Lap:</b> 25.907
	 <b>5232</b>	<b>This Round +/-</b>		<b>28</b>	

<b>3rd Place:</b>	<b>Racers:</b> Steve Rice	<b>Best Lap:</b> 23.725	<b># of Laps:</b> 21	<b>Gap from Leader:</b> 7565.000	<b>Avg. Lap:</b> 25.95
	 <b>6796</b>	<b>This Round +/-</b>		<b>21</b>	

Position	Racer	Best Lap	Gap from Leader	# of Laps	Average Lap	RPM
4	<a href="#">Robert Orr</a>	23.802	9049.000	21	25.953	3306
5	<a href="#">Alexander Cumm...</a>	23.812	10804.000	21	25.218	3577
6	<a href="#">Josep Julia</a>	24.011	16577.000	21	25.428	1360

## Lap Times by Racer

Steve Rice	David Nguyen	Alexander Cumm...	Marco Restivo	Robert Orr	Josep Julia
1 63.523 [2]	1 44.536 [6]	1 46.182 [4]	1 64.263 [1]	1 62.744 [3]	1 45.024 [5]
2 25.778 [2]	2 25.99 [4]	2 26.449 [5]	2 25.845 [1]	2 26.051 [3]	2 26.663 [6]
3 24.135 [2]	3 23.509 [4]	3 24.556 [5]	3 24.008 [1]	3 24.118 [3]	3 24.655 [6]
4 23.851 [2]	4 23.92 [4]	4 24.302 [5]	4 23.976 [1]	4 24.08 [3]	4 24.567 [6]
5 24.066 [2]	5 24.403 [3]	5 24.194 [5]	5 24.264 [1]	5 24.887 [4]	5 24.561 [6]
6 24.13 [2]	6 23.432 [3]	6 24.206 [5]	6 24.061 [1]	6 24.071 [4]	6 24.519 [6]
7 24.234 [2]	7 23.48 [3]	7 24.176 [5]	7 24.24 [1]	7 24.246 [4]	7 24.276 [6]

<b>Steve Rice</b>	<b>David Nguyen</b>	<b>Alexander Cumm...</b>	<b>Marco Restivo</b>	<b>Robert Orr</b>	<b>Josep Julia</b>
8 23.951 [2]	8 23.874 [3]	8 23.968 [5]	8 23.797 [1]	8 23.921 [4]	8 24.647 [6]
9 24.336 [3]	9 23.67 [2]	9 23.898 [5]	9 24.183 [1]	9 23.834 [4]	9 24.489 [6]
10 24.017 [3]	10 23.127 [1]	10 24.183 [5]	10 24.015 [2]	10 23.989 [4]	10 24.194 [6]
11 23.725 [3]	11 23.373 [1]	11 23.99 [5]	11 23.999 [2]	11 24.055 [4]	11 24.305 [6]
12 23.728 [3]	12 23.411 [1]	12 23.941 [5]	12 23.849 [2]	12 23.81 [4]	12 24.308 [6]
13 23.93 [3]	13 23.384 [1]	13 24.333 [5]	13 23.845 [2]	13 23.834 [4]	13 24.225 [6]
14 24.089 [3]	14 23.471 [1]	14 23.947 [5]	14 23.857 [2]	14 23.884 [4]	14 24.278 [6]
15 23.778 [3]	15 23.191 [1]	15 23.843 [5]	15 23.69 [2]	15 23.868 [4]	15 24.253 [6]
16 23.789 [3]	16 23.076 [1]	16 23.895 [5]	16 23.618 [2]	16 23.805 [4]	16 24.324 [6]
17 23.944 [3]	17 23.357 [1]	17 23.888 [5]	17 23.668 [2]	17 24.203 [4]	17 24.011 [6]
18 24.132 [3]	18 23.27 [1]	18 24.009 [5]	18 23.627 [2]	18 23.967 [4]	18 24.059 [6]
19 24.151 [3]	19 23.268 [1]	19 23.853 [5]	19 23.712 [2]	19 23.952 [4]	19 24.241 [6]
20 23.939 [3]	20 23.124 [1]	20 23.812 [5]	20 23.739 [2]	20 23.89 [4]	20 24.213 [6]
21 23.728 [3]	21 23.852 [1]	21 23.952 [5]	21 23.796 [2]	21 23.802 [4]	21 24.171 [6]