







Heat Results						
Heat Type:		18 Lap Main (Volta)				
Win By:		Position				
Date:		10/19/2013 5:06 PM				
Winner:		David Nguyen				
Heat Winner:		Racers: David Nguyen				
		Best Lap: 22.925	# of Laps: 21	Gap from Leader: -	Avg. Lap: 24.45	
		 6543		51		
2nd Place:		Racers: Eric Jones				
		Best Lap: 23.041	# of Laps: 21	Gap from Leader: 4802.000	Avg. Lap: 24.6	
		 4041		35		
3rd Place:		Racers: Michael Wu				
		Best Lap: 23.359	# of Laps: 21	Gap from Leader: 7671.000	Avg. Lap: 24.88	
		 12519		28		
Position	Racer	Best Lap	Gap from Leader	# of Laps	Average Lap	RPM
4	Michael Woodwo...	23.229	8230.000	21	24.726	2335
5	Stephen Mccllel...	23.451	12362.000	21	24.879	1728
6	Steve Brooks (...)	23.389	12626.000	21	24.85	11762
7	Oliver Rojas	23.422	12952.000	21	24.795	5691

Lap Times by Racer

Eric Jones	Steve Brooks (...)	Michael Wu	David Nguyen	Oliver Rojas	Michael Woodwo...	Stephen Mccllel...
1 45.553 [3]	1 44.433 [6]	1 47.653 [1]	1 46.88 [2]	1 43.331 [7]	1 45.217 [4]	1 44.725 [5]
2 25.545 [3]	2 25.696 [6]	2 25.564 [1]	2 25.149 [2]	2 25.64 [7]	2 25.873 [4]	2 25.815 [5]
3 23.407 [3]	3 23.825 [6]	3 24.058 [2]	3 23.372 [1]	3 24.042 [7]	3 23.54 [4]	3 24.102 [5]
	4 24 [6]		4 23.343 [1]		4 23.509 [4]	4 23.971 [5]
	5 23.805 [6]		5 23.865 [1]		5 23.694 [3]	5 23.72 [5]

Eric Jones				Michael Wu		Oliver Rojas				Michael Woodwo...		Stephen Mcclel...	
4	23.829 [3]			4	23.841 [2]	4	23.903 [7]						
5	24.418 [4]			5	23.915 [2]	5	23.78 [7]						
6	24.118 [4]			6	23.787 [2]	6	24.318 [7]						
7	23.695 [4]			7	23.719 [2]	7	23.907 [7]						
8	23.493 [4]	Steve Brooks (...)		8	23.759 [2]	David Nguyen	8	23.691 [7]	Michael Woodwo...		Stephen Mcclel...		
9	23.569 [3]	6 24.49 [6]		9	23.65 [2]	6 23.306 [1]	9	23.77 [7]	6 24.034 [3]		6 24.463 [5]		
10	23.235 [3]	7 23.715 [6]		10	23.587 [2]	7 23.369 [1]	10	23.534 [7]	7 23.486 [3]		7 23.708 [5]		
11	23.573 [3]	8 23.952 [6]		11	23.849 [2]	8 23.2 [1]	11	23.62 [7]	8 23.61 [3]		8 23.704 [5]		
12	23.237 [2]	9 23.499 [6]		12	23.804 [3]	9 23.097 [1]	12	23.916 [7]	9 24.563 [4]		9 23.552 [5]		
13	23.311 [2]	10 23.629 [6]		13	23.359 [3]	10 23.054 [1]	13	23.915 [7]	10 23.313 [4]		10 23.646 [5]		
14	23.322 [2]	11 23.534 [6]		14	23.4 [3]	11 23.101 [1]	14	23.708 [7]	11 23.66 [4]		11 23.753 [5]		
15	23.234 [2]	12 23.767 [6]		15	23.529 [3]	12 23.217 [1]	15	23.544 [7]	12 23.339 [4]		12 23.773 [5]		
16	23.227 [2]	13 24.318 [6]		16	23.531 [3]	13 23.39 [1]	16	23.694 [7]	13 23.229 [4]		13 24.113 [5]		
17	23.193 [2]	14 23.389 [6]		17	23.499 [3]	14 23.188 [1]	17	23.541 [7]	14 23.745 [4]		14 23.665 [5]		
18	23.187 [2]	15 23.633 [6]		18	23.49 [3]	15 23.122 [1]	18	23.49 [7]	15 23.737 [4]		15 23.551 [5]		
19	23.239 [2]	16 23.869 [6]		19	23.417 [3]	16 23.194 [1]	19	23.614 [7]	16 23.482 [4]		16 23.493 [5]		
20	23.041 [2]	17 23.47 [6]		20	23.551 [3]	17 23.105 [1]	20	23.422 [7]	17 23.347 [4]		17 23.475 [5]		
21	23.164 [2]	18 23.469 [6]		21	23.508 [3]	18 22.925 [1]	21	24.317 [7]	18 23.345 [4]		18 23.451 [5]		
		19 23.489 [6]				19 23.223 [1]			19 23.249 [4]		19 23.548 [5]		
		20 23.483 [6]				20 23.277 [1]			20 23.573 [4]		20 23.936 [5]		
		21 24.378 [6]				21 23.081 [1]			21 23.71 [4]		21 24.29 [5]		

Heat Results						
Heat Type:		18 Lap Main (Volta)				
Win By:		Position				
Date:		10/19/2013 4:56 PM				
Winner:		Steve Rice				
Heat Winner:		Racers: Steve Rice				
		Best Lap: 23.426	# of Laps: 21	Gap from Leader: -	Avg. Lap: 24.862	
		 6840	This Round +/-		44	
2nd Place:		Racers: Marco Restivo				
		Best Lap: 23.446	# of Laps: 21	Gap from Leader: 350.000	Avg. Lap: 24.94	
		 5260	This Round +/-		28	
3rd Place:		Racers: Alexander Cumm...				
		Best Lap: 23.998	# of Laps: 21	Gap from Leader: 18891.000	Avg. Lap: 25.595	
		 3598	This Round +/-		21	
Position	Racer	Best Lap	Gap from Leader	# of Laps	Average Lap	RPM
4	Hendrik De Zwart	23.51	19077.000	21	25.561	4328
5	Robert Orr	24.249	22253.000	21	25.856	3313
6	Josep Julia	24.207	22540.000	21	25.681	1366

Lap Times by Racer

Steve Rice	Alexander Cumm...	Marco Restivo	Robert Orr	Hendrik De Zwart	Josep Julia
1 46.643 [2]	1 44.536 [4]	1 47.553 [1]	1 46.131 [3]	1 44.022 [5]	1 43.333 [6]
2 25.501 [2]	2 25.908 [4]	2 25.605 [1]	2 26.148 [3]	2 25.75 [5]	2 26.037 [6]
3 24.028 [2]	3 24.848 [4]	3 23.902 [1]	3 24.901 [3]	3 24.649 [5]	3 24.781 [6]
4 23.451 [2]	4 25.498 [6]	4 23.627 [1]	4 25.436 [3]	4 25.341 [4]	4 24.684 [5]
5 23.791 [2]	5 25.77 [5]	5 23.854 [1]	5 25.315 [3]	5 25.266 [4]	5 26.469 [6]
6 23.959 [2]	6 24.585 [5]	6 23.983 [1]	6 24.723 [3]	6 24.662 [4]	6 24.264 [6]
7 23.693 [1]	7 24.882 [4]	7 24.37 [2]	7 25.234 [3]	7 25.935 [6]	7 24.764 [5]

Steve Rice	Alexander Cumm...	Marco Restivo	Robert Orr	Hendrik De Zwart	Josep Julia
8 23.75 [1]	8 25.275 [4]	8 23.573 [2]	8 25.206 [3]	8 25.486 [5]	8 26.009 [6]
9 23.7 [1]	9 24.504 [4]	9 23.582 [2]	9 24.568 [3]	9 24.595 [5]	9 24.71 [6]
10 23.59 [1]	10 24.423 [4]	10 23.975 [2]	10 24.608 [3]	10 23.904 [5]	10 24.592 [6]
11 23.651 [1]	11 24.756 [3]	11 23.493 [2]	11 25.863 [5]	11 25.351 [4]	11 24.807 [6]
12 23.426 [1]	12 23.998 [3]	12 23.569 [2]	12 24.435 [5]	12 23.51 [4]	12 24.447 [6]
13 23.822 [1]	13 24.081 [3]	13 23.612 [2]	13 24.452 [5]	13 24.006 [4]	13 24.645 [6]
14 23.664 [1]	14 24.272 [3]	14 23.604 [2]	14 24.498 [5]	14 24.093 [4]	14 24.338 [6]
15 24.004 [1]	15 24.634 [3]	15 24 [2]	15 24.464 [5]	15 24.624 [4]	15 24.361 [6]
16 23.582 [1]	16 24.587 [3]	16 23.658 [2]	16 24.759 [5]	16 24.716 [4]	16 25.211 [6]
17 23.667 [1]	17 24.165 [3]	17 23.504 [2]	17 24.333 [5]	17 24.087 [4]	17 24.313 [6]
18 23.606 [1]	18 24.174 [3]	18 23.641 [2]	18 24.249 [5]	18 24.097 [4]	18 24.399 [6]
19 23.483 [1]	19 24.234 [3]	19 23.617 [2]	19 24.719 [5]	19 24.212 [4]	19 24.217 [6]
20 23.568 [1]	20 24.248 [3]	20 23.57 [2]	20 24.521 [5]	20 24.571 [4]	20 24.707 [6]
21 23.518 [1]	21 24.122 [3]	21 23.446 [2]	21 24.423 [5]	21 23.908 [4]	21 24.207 [6]