







<b>Heat Results</b>						
<b>Heat Type:</b>		5 min -Qualifying				
<b>Win By:</b>		Best Lap				
<b>Date:</b>		4/12/2014 9:00 AM				
<b>Winner:</b>		Marco Restivo				
<b>Heat Winner:</b>	<b>Racer:</b> Marco Restivo					
	<b>Best Lap:</b> 18.096	<b># of Laps:</b> 19	<b>Gap from Leader:</b> -	<b>Avg. Lap:</b> 18.544		
			44			
<b>2nd Place:</b>	<b>Racer:</b> Joseph Sutton					
	<b>Best Lap:</b> 18.149	<b># of Laps:</b> 19	<b>Gap from Leader:</b> 0.053	<b>Avg. Lap:</b> 18.781		
			28			
<b>3rd Place:</b>	<b>Racer:</b> David Nguyen					
	<b>Best Lap:</b> 18.174	<b># of Laps:</b> 20	<b>Gap from Leader:</b> 0.078	<b>Avg. Lap:</b> 18.698		
			21			
Position	Racer	Best Lap	Gap from Leader	# of Laps	Average Lap	RPM
4	Hendrik De Zwart	18.177	0.081	18	18.828	4588
5	Dean Carroll	18.254	0.158	19	18.929	2089
6	Michael Woodwo...	18.287	0.191	19	18.963	2391


**Lap Times by Racer**

David Nguyen	Marco Restivo	Michael Woodwo...	Joseph Sutton	Hendrik De Zwart	Dean Carroll
1 21.104 [3]	1 20.873 [2]	1 20.687 [1]	1 21.476 [5]	1 39.669 [6]	1 21.275 [4]
2 19.554 [3]	2 19.231 [2]	2 19.722 [4]	2 19.097 [1]	2 20.427 [6]	2 20.09 [5]
3 19.343 [4]	3 19.361 [3]	3 19.748 [5]	3 18.967 [1]	3 19.189 [2]	3 21.185 [6]
4 19.044 [4]	4 18.515 [1]	4 20.459 [6]	4 18.913 [3]	4 18.834 [2]	4 19.436 [5]
5 18.878 [3]	5 18.606 [1]	5 19.767 [6]	5 19.765 [5]	5 18.96 [2]	5 18.91 [4]
6 18.601 [2]	6 18.617 [1]	6 19.005 [6]	6 18.749 [4]	6 18.974 [5]	6 18.718 [3]
7 18.61 [2]	7 19.153 [1]	7 18.744 [6]	7 18.724 [5]	7 18.723 [4]	7 18.966 [3]
8 18.996 [3]	8 18.393 [1]	8 19.016 [6]	8 18.562 [2]	8 21.885 [5]	8 19.114 [4]
9 18.503 [3]	9 18.476 [2]	9 18.773 [6]	9 18.785 [4]	9 18.249 [1]	9 18.572 [5]
10 18.616 [3]	10 18.298 [2]	10 18.81 [6]	10 18.526 [4]	10 18.514 [1]	10 18.651 [5]
11 18.583 [4]	11 19.037 [2]	11 18.709 [6]	11 18.674 [5]	11 18.177 [1]	11 18.498 [3]
12 19.482 [4]	12 18.211 [2]	12 18.716 [6]	12 18.582 [5]	12 18.577 [1]	12 18.648 [3]
13 18.57 [4]	13 18.233 [2]	13 18.628 [6]	13 18.877 [5]	13 18.293 [1]	13 18.556 [3]
14 18.458 [3]	14 18.099 [1]	14 18.475 [4]	14 18.612 [6]	14 18.354 [2]	14 18.482 [5]
15 18.41 [3]	15 18.201 [1]	15 18.501 [5]	15 18.437 [4]	15 18.211 [2]	15 18.746 [6]
16 18.174 [2]	16 18.88 [1]	16 19.021 [5]	16 19.767 [4]	16 18.217 [3]	16 18.732 [6]
17 18.275 [2]	17 18.229 [1]	17 18.532 [5]	17 18.397 [4]	17 18.251 [3]	17 18.534 [6]


<b>David Nguyen</b>	<b>Marco Restivo</b>	<b>Michael Woodwo...</b>	<b>Joseph Sutton</b>	<b>Hendrik De Zwart</b>	<b>Dean Carroll</b>
18 18.546 [2]	18 18.163 [1]	18 18.424 [5]	18 18.479 [4]	18 18.244 [3]	18 18.634 [6]
19 18.244 [3]	19 18.096 [1]	19 18.287 [6]	19 18.149 [2]	19	19 18.254 [5]
20 18.368 [3]	20	20	20	20	20

# Heat Results

**Heat Type:** 5 min -Qualifying  
**Win By:** Best Lap  
**Date:** 4/12/2014 9:05 AM  
**Winner:** Steve Rice

<b>Heat Winner:</b>	<b>Racer:</b> Steve Rice	<b>Best Lap:</b> 17.895	<b># of Laps:</b> 20	<b>Gap from Leader:</b> -	<b>Avg. Lap:</b> 18.198
	 8462	<b>This Round +/-</b>		44	

<b>2nd Place:</b>	<b>Racer:</b> Michael Wu	<b>Best Lap:</b> 17.916	<b># of Laps:</b> 20	<b>Gap from Leader:</b> 0.021	<b>Avg. Lap:</b> 18.285
	 14987	<b>This Round +/-</b>		28	

<b>3rd Place:</b>	<b>Racer:</b> Stephen Mccl...	<b>Best Lap:</b> 18.052	<b># of Laps:</b> 20	<b>Gap from Leader:</b> 0.157	<b>Avg. Lap:</b> 18.292
	 1749	<b>This Round +/-</b>		21	

Position	Racer	Best Lap	Gap from Leader	# of Laps	Average Lap	RPM
4	Keith Shugarts	18.126	0.231	19	18.685	1865
5	Alexander Cumm...	18.433	0.538	19	18.953	3666
6	Vivek Rao	18.806	0.911	19	19.252	1911

## Lap Times by Racer

Steve Rice	Keith Shugarts	Michael Wu	Alexander Cumm...	Vivek Rao	Stephen Mccl...
1 20.275 [2]	1 21.096 [6]	1 20.693 [4]	1 20.798 [5]	1 20.594 [3]	1 19.752 [1]
2 18.44 [1]	2 19.417 [4]	2 18.536 [2]	2 19.556 [6]	2 19.441 [5]	2 18.718 [3]
3 18.26 [1]	3 19.341 [5]	3 18.656 [3]	3 19.119 [4]	3 20.868 [6]	3 18.518 [2]
4 18.583 [1]	4 19.952 [5]	4 18.626 [3]	4 19.096 [4]	4 19.451 [6]	4 18.477 [2]
5 18.092 [1]	5 18.405 [4]	5 18.33 [3]	5 18.916 [5]	5 19.117 [6]	5 18.287 [2]
6 18.462 [1]	6 18.62 [4]	6 18.222 [2]	6 18.927 [5]	6 19.289 [6]	6 18.392 [3]
7 18.226 [1]	7 18.476 [4]	7 18.166 [2]	7 18.708 [5]	7 18.806 [6]	7 18.358 [3]
8 17.984 [1]	8 18.35 [4]	8 18.154 [2]	8 18.963 [5]	8 19.122 [6]	8 18.254 [3]
9 18.632 [1]	9 18.274 [4]	9 18.318 [3]	9 19.775 [5]	9 18.928 [6]	9 18.092 [2]
10 17.939 [1]	10 18.232 [4]	10 18.182 [3]	10 18.579 [5]	10 18.985 [6]	10 18.123 [2]
11 18.018 [1]	11 19.872 [4]	11 18.106 [3]	11 18.66 [5]	11 19.124 [6]	11 18.444 [2]
12 18.592 [1]	12 18.139 [4]	12 19.585 [3]	12 19.193 [5]	12 18.991 [6]	12 18.25 [2]
13 18.085 [1]	13 18.685 [4]	13 18.019 [2]	13 18.9 [5]	13 18.869 [6]	13 18.387 [3]
14 18.203 [1]	14 19.05 [4]	14 18.097 [2]	14 18.433 [5]	14 19.126 [6]	14 18.35 [3]
15 17.895 [1]	15 18.484 [4]	15 18.068 [2]	15 18.776 [5]	15 19.008 [6]	15 18.361 [3]
16 18.057 [1]	16 18.126 [4]	16 18.121 [2]	16 18.651 [5]	16 19.072 [6]	16 18.172 [3]
17 17.955 [1]	17 18.482 [4]	17 18.115 [2]	17 19.507 [5]	17 19.015 [6]	17 18.172 [3]

<b>Steve Rice</b>	<b>Keith Shugarts</b>	<b>Michael Wu</b>	<b>Alexander Cumm...</b>	<b>Vivek Rao</b>	<b>Stephen Mcclel...</b>
18 18.095 [1]	18 18.276 [4]	18 17.916 [2]	18 18.678 [5]	18 19.13 [6]	18 18.069 [3]
19 18.072 [1]	19 18.143 [4]	19 18.024 [2]	19 18.72 [5]	19 20.196 [6]	19 18.075 [3]
20 18.178 [1]	20	20 18.183 [2]	20	20	20 18.052 [3]