





# Heat Results

**Heat Type:** 18 Lap Main (Volta)  
**Win By:** Position  
**Date:** 4/12/2014 9:40 AM  
**Winner:** Michael Wu

<b>Heat Winner:</b>	<b>Racer:</b> Michael Wu	<b>Best Lap:</b> 17.514	<b># of Laps:</b> 20	<b>Gap from Leader:</b> -	<b>Avg. Lap:</b> 19.752
	 15060			42	

<b>2nd Place:</b>	<b>Racer:</b> Marco Restivo	<b>Best Lap:</b> 17.829	<b># of Laps:</b> 20	<b>Gap from Leader:</b> 11099.000	<b>Avg. Lap:</b> 19.99
	 5464			28	







<b>3rd Place:</b>	<b>Racer:</b> David Nguyen	<b>Best Lap:</b> 18.108	<b># of Laps:</b> 20	<b>Gap from Leader:</b> 15096.000	<b>Avg. Lap:</b> 20.268
	 7064			21	

Position	Racer	Best Lap	Gap from Leader	# of Laps	Average Lap	RPM
4	Joseph Sutton	18.103	15402.000	20	19.007	4039
5	Michael Woodwo...	18.073	17288.000	20	20.226	2405
6	Steve Rice	17.917	11L	9	47.851	8507

## Lap Times by Racer

Steve Rice	Michael Wu	David Nguyen	Marco Restivo	Michael Woodwo...	Joseph Sutton
1 54.349 [2]	1 56.332 [1]	1 52.676 [3]	1 51.582 [4]	1 50.474 [5]	1 28.376 [6]
2 20.778 [4]	2 19.655 [1]	2 19.631 [2]	2 19.504 [3]	2 19.47 [5]	2 19.492 [6]
3 19.362 [5]	3 17.946 [1]	3 18.266 [2]	3 18.517 [3]	3 18.971 [4]	3 19.261 [6]
4 18.321 [4]	4 17.802 [1]	4 18.308 [2]	4 18.163 [3]	4 19.071 [5]	4 18.731 [6]
5 18.008 [4]	5 17.951 [1]	5 18.583 [2]	5 18.748 [3]	5 18.316 [5]	5 18.355 [6]
6 18.398 [3]	6 17.817 [1]	6 18.557 [2]	6 19.145 [4]	6 18.392 [5]	6 18.364 [6]
7 17.941 [3]	7 17.974 [1]	7 18.26 [2]	7 17.986 [4]	7 18.205 [5]	7 18.103 [6]
8 17.917 [3]	8 17.71 [1]	8 18.295 [2]	8 17.998 [4]	8 18.499 [5]	8 19.009 [6]
9 245.589 [6]	9 17.712 [1]	9 19.497 [2]	9 19.599 [3]	9 20.564 [5]	9 18.264 [4]
10	10 17.813 [1]	10 18.46 [2]	10 18.103 [3]	10 19.246 [5]	10 18.328 [4]
11	11 17.693 [1]	11 18.467 [2]	11 18.258 [3]	11 18.607 [5]	11 18.247 [4]
12	12 17.705 [1]	12 19.495 [3]	12 18.569 [2]	12 18.164 [5]	12 18.724 [4]
13	13 17.711 [1]	13 18.213 [3]	13 17.951 [2]	13 18.424 [5]	13 18.253 [4]
14	14 17.654 [1]	14 18.273 [3]	14 17.948 [2]	14 18.221 [5]	14 18.2 [4]
15	15 17.769 [1]	15 18.371 [3]	15 17.948 [2]	15 18.073 [5]	15 18.44 [4]
16	16 17.559 [1]	16 18.17 [3]	16 17.869 [2]	16 18.358 [5]	16 18.113 [4]
17	17 17.603 [1]	17 18.108 [3]	17 18.016 [2]	17 18.235 [5]	17 18.15 [4]

<b>Steve Rice</b>	<b>Michael Wu</b>	<b>David Nguyen</b>	<b>Marco Restivo</b>	<b>Michael Woodwo...</b>	<b>Joseph Sutton</b>
18	18 17.596 [1]	18 18.218 [3]	18 17.829 [2]	18 18.523 [5]	18 18.212 [4]
19	19 17.534 [1]	19 18.38 [3]	19 18.208 [2]	19 18.324 [5]	19 18.201 [4]
20	20 17.514 [1]	20 19.136 [3]	20 17.861 [2]	20 18.379 [5]	20 19.326 [4]

<b>Heat Results</b>						
<b>Heat Type:</b>		18 Lap Main (Volta)				
<b>Win By:</b>		Position				
<b>Date:</b>		4/12/2014 9:30 AM				
<b>Winner:</b>		Hendrik De Zwart				
<b>Heat Winner:</b>	<b>Racer:</b> Hendrik De Zwart					
	<b>Best Lap:</b>	17.978	<b># of Laps:</b>	20	<b>Gap from Leader:</b>	-
	 4655		39		<b>Avg. Lap:</b>	21.653
<b>2nd Place:</b>	<b>Racer:</b> Stephen Mccl...					
	<b>Best Lap:</b>	17.935	<b># of Laps:</b>	20	<b>Gap from Leader:</b>	431.000
	 1787		31		<b>Avg. Lap:</b>	21.554
<b>3rd Place:</b>	<b>Racer:</b> Keith Shugarts					
	<b>Best Lap:</b>	18.032	<b># of Laps:</b>	20	<b>Gap from Leader:</b>	2583.000
	 1892		21		<b>Avg. Lap:</b>	21.271
Position	Racer	Best Lap	Gap from Leader	# of Laps	Average Lap	RPM
4	Dean Carroll	17.995	3151.000	20	21.567	2117
5	Alexander Cumm...	18.243	7000.000	20	21.611	3694
6	Vivek Rao	18.692	15958.000	20	20.646	1925

**Lap Times by Racer**

Keith Shugarts	Alexander Cumm...	Vivek Rao	Stephen Mccl...	Hendrik De Zwart	Dean Carroll
1 76.066 [5]	1 78.155 [4]	1 50.33 [6]	1 82.085 [2]	1 83.974 [1]	1 80.266 [3]
2 19.868 [4]	2 20.845 [5]	2 21.091 [6]	2 19.902 [2]	2 19.987 [1]	2 19.864 [3]
3 18.796 [4]	3 18.817 [5]	3 19.312 [6]	3 18.63 [2]	3 18.873 [1]	3 18.563 [3]
4 18.411 [4]	4 19.168 [5]	4 19.119 [6]	4 19.065 [2]	4 18.387 [1]	4 18.83 [3]
5 18.563 [4]	5 18.629 [5]	5 19.3 [6]	5 18.356 [2]	5 18.367 [1]	5 18.367 [3]
6 18.333 [4]	6 18.591 [5]	6 19.626 [6]	6 18.306 [2]	6 18.236 [1]	6 18.399 [3]
7 18.175 [4]	7 18.539 [5]	7 19.064 [6]	7 18.241 [2]	7 18.228 [1]	7 18.384 [3]
8 18.227 [4]	8 18.691 [5]	8 18.884 [6]	8 18.272 [2]	8 18.328 [1]	8 18.316 [3]
9 18.146 [4]	9 18.455 [5]	9 18.847 [6]	9 18.116 [2]	9 18.161 [1]	9 18.103 [3]
10 18.115 [4]	10 18.397 [5]	10 18.961 [6]	10 18.168 [2]	10 18.16 [1]	10 17.995 [3]
11 18.083 [4]	11 18.457 [5]	11 18.942 [6]	11 18.132 [2]	11 18.282 [1]	11 18.211 [3]
12 18.13 [4]	12 18.37 [5]	12 18.845 [6]	12 18.035 [2]	12 18.185 [1]	12 18.102 [3]
13 18.045 [4]	13 18.414 [5]	13 18.895 [6]	13 17.935 [2]	13 18.296 [1]	13 18.151 [3]
14 18.347 [4]	14 18.409 [5]	14 18.894 [6]	14 18.935 [2]	14 18.849 [1]	14 18.519 [3]
15 18.032 [4]	15 18.432 [5]	15 18.989 [6]	15 18.055 [2]	15 18.089 [1]	15 18.233 [3]
16 18.964 [4]	16 18.352 [5]	16 18.692 [6]	16 18.168 [2]	16 18.181 [1]	16 19.147 [3]
17 18.572 [3]	17 18.461 [5]	17 18.876 [6]	17 18.618 [2]	17 18.233 [1]	17 19.498 [4]

<b>Keith Shugarts</b>	<b>Alexander Cumm...</b>	<b>Vivek Rao</b>	<b>Stephen Mcclel...</b>	<b>Hendrik De Zwart</b>	<b>Dean Carroll</b>
18 18.241 [3]	18 18.322 [5]	18 18.763 [6]	18 17.977 [2]	18 18.064 [1]	18 18.204 [4]
19 18.234 [3]	19 18.472 [5]	19 18.791 [6]	19 18.034 [2]	19 18.193 [1]	19 18.054 [4]
20 18.076 [3]	20 18.243 [5]	20 18.705 [6]	20 18.046 [2]	20 17.978 [1]	20 18.133 [4]