





Heat Results

Heat Type: 18 Lap Main (Volta)
Win By: Position
Date: 7/26/2014 11:15 AM
Winner: Shai Cohen

Heat Winner:	Racer: Shai Cohen	Best Lap: 23.054	# of Laps: 18	Gap from Leader: -	Avg. Lap: 26.168
	 2278			67	

2nd Place:	Racer: Jason Blatt	Best Lap: 23.162	# of Laps: 18	Gap from Leader: 6246.000	Avg. Lap: 26.307
	 4798			56	

3rd Place:	Racer: Justin Lamora	Best Lap: 23.026	# of Laps: 18	Gap from Leader: 7030.000	Avg. Lap: 26.129
	 1381			49	

Position	Racer	Best Lap	Gap from Leader	# of Laps	Average Lap	RPM
4	Kevin Clark	22.999	7863.000	18	25.743	2098
5	David Nguyen	23.131	8045.000	18	25.165	7975
6	Marco Restivo	23.008	8764.000	18	25.376	6133
7	Pierre Thompson	23.103	13609.000	18	25.264	1515
8	Lukas Mohr	23.249	15513.000	18	26.382	2072
9	Dan Hicok	23.223	15965.000	18	25.96	1927
10	Stephen Mccl...	23.488	16512.000	18	25.228	2177


Lap Times by Racer


David Nguyen	Marco Restivo	Jason Blatt	Shai Cohen	Stephen Mccl...	Dan Hicok	Kevin Clark	Justin Lamora	Lukas Mohr	Pierre Thompson
1 48.044 [7]	1 51.242 [8]	1 68.242 [2]	1 71.38 [1]	1 41.732 [10]	1 54.124 [6]	1 57.853 [5]	1 64.817 [3]	1 61.586 [4]	1 45.056 [9]
2 26.651 [6]	2 27.67 [9]	2 25.947 [2]	2 25.008 [1]	2 26.979 [10]	2 26.416 [5]	2 25.932 [4]	2 25.764 [3]	2 27.768 [7]	2 26.625 [8]
3 23.816 [6]	3 24.245 [9]	3 24.819 [2]	3 23.508 [1]	3 24.535 [10]	3 24.235 [5]	3 24.563 [4]	3 24.928 [3]	3 25.155 [8]	3 24.388 [7]
4 23.453 [5]	4 24.499 [8]	4 24.002 [2]	4 23.798 [1]	4 24.78 [9]	4 25.305 [6]	4 23.688 [4]	4 23.937 [3]	4 25.726 [10]	4 24.129 [7]
5 23.999 [5]	5 23.658 [7]	5 23.915 [2]	5 23.536 [1]	5 23.667 [9]	5 23.708 [6]	5 24.404 [4]	5 23.855 [3]	5 23.812 [10]	5 24.666 [8]
6 23.88 [5]	6 23.296 [7]	6 23.572 [2]	6 23.479 [1]	7 24.121 [9]	6 23.619 [6]	6 23.781 [4]	6 23.486 [3]	6 24.1 [10]	6 23.369 [8]
7 24.591 [5]	7 24.851 [8]	7 24.07 [2]	7 23.377 [1]	8 23.796 [9]	7 24.247 [6]	7 23.831 [4]	7 24.082 [3]	7 24.369 [10]	7 24.097 [8]
				9 23.755 [8]					8 24.097 [8]
				10 23.69 [8]					9 25.221 [9]
									10 23.344 [9]
									11 23.489 [9]
									12 23.423 [8]
									13 23.286 [8]

	David Nguyen	Marco Restivo	Jason Blatt	Shai Cohen		Stephen Mcclel...	Dan Hicok	Kevin Clark	Justin Lamora	Lukas Mohr		Pierre Thompson
8	23.203 [5]	8 23.802 [7]	8 23.4 [2]	8 23.478 [1]			8 23.667 [6]	8 22.999 [4]	8 23.482 [3]	8 23.61 [10]		
9	23.185 [5]	9 23.821 [7]	9 23.479 [2]	9 23.42 [1]			9 23.223 [6]	9 23.992 [4]	9 24.1 [3]	9 24.335 [10]		
10	23.599 [5]	10 23.221 [7]	10 23.495 [2]	10 23.399 [1]	11 23.692 [8]		10 23.318 [6]	10 23.544 [4]	10 23.255 [3]	10 23.83 [10]		
11	23.817 [5]	11 23.085 [7]	11 23.162 [2]	11 23.886 [1]	12 25.075 [9]		11 23.415 [6]	11 23.754 [4]	11 23.987 [3]	11 23.249 [10]		
12	23.397 [5]	12 23.207 [7]	12 23.543 [2]	12 23.246 [1]	13 24.408 [9]		12 23.989 [6]	12 23.482 [4]	12 23.026 [3]	12 24.358 [10]		
13	23.55 [5]	13 24.605 [6]	13 23.314 [2]	13 23.22 [1]	14 24.772 [10]		13 25.578 [7]	13 23.519 [4]	13 23.18 [3]	13 24.3 [10]		
14	23.131 [5]	14 23.119 [6]	14 23.78 [2]	14 23.381 [1]	15 24.328 [10]		14 23.849 [7]	14 23.046 [4]	14 23.094 [3]	14 24.557 [9]		
15	24.257 [5]	15 23.209 [6]	15 24.735 [2]	15 23.17 [1]	16 23.604 [10]		15 25.402 [7]	15 24.466 [4]	15 24.994 [3]	15 23.943 [9]		
16	23.24 [5]	16 23.213 [6]	16 23.316 [2]	16 23.231 [1]	17 23.488 [10]		16 24.073 [7]	16 23.239 [4]	16 23.288 [3]	16 23.323 [9]		
17	23.48 [5]	17 23.008 [6]	17 23.434 [2]	17 23.456 [1]	18 23.69 [10]		17 24.817 [8]	17 23.338 [4]	17 23.719 [3]	17 23.422 [9]		
18	23.684 [5]	18 23.012 [6]	18 23.304 [2]	18 23.054 [1]			18 24.303 [9]	18 23.941 [4]	18 23.334 [3]	18 23.434 [8]		

Heat Results	
Heat Type:	18 Lap Main (Volta)
Win By:	Position
Date:	7/26/2014 11:05 AM
Winner:	Cristobal Rodr...

Heat Winner:	Racer: Cristobal Rodr...	Best Lap: 22.939	# of Laps: 18	Gap from Leader: -	Avg. Lap: 25.783
	 4475	This Round +/-		70	

2nd Place:	Racer: Joseph Sutton	Best Lap: 22.97	# of Laps: 18	Gap from Leader: 5003.000	Avg. Lap: 25.398
	 4631	This Round +/-		56	

3rd Place:	Racer: Alex White	Best Lap: 23.284	# of Laps: 18	Gap from Leader: 9043.000	Avg. Lap: 26.523
	 1677	This Round +/-		49	

Position	Racer	Best Lap	Gap from Leader	# of Laps	Average Lap	RPM
4	andrey ivanov	23.236	10552.000	18	25.92	1583
5	Rodney Rawlinson	23.324	11444.000	18	25.321	2615
6	Stefano Dolci	23.678	16593.000	18	25.068	1432
7	Michael Diamore	23.799	19580.000	18	26.628	2169
8	Alexander Cumm...	23.712	28873.000	18	25.915	4143
9	Cheerag Patel	23.296	1L	17	26.432	1836
10	Andrew Florjan...	23.712	1L	17	26.372	1598

Lap Times by Racer

Alexander Cumm...	Cristobal Rodr...	Rodney Rawlinson	Andrew Florjan...	Joseph Sutton	Stefano Dolci	Cheerag Patel	Michael Diamore	andrey ivanov	Alex White
1 41.878 [10]	1 65.002 [2]	1 47.502 [7]	1 44.824 [8]	1 54.47 [5]	1 38.857 [9]	1 50.431 [6]	1 61.495 [3]	1 58.083 [4]	1 68.798 [1]
2 28.768 [9]	2 25.607 [1]	2 26.969 [6]	2 28.712 [8]	2 25.985 [4]	2 26.91 [7]	2 30.334 [10]	2 26.291 [3]	2 27.178 [5]	2 26.922 [2]
3 28.235 [10]	3 23.794 [1]	3 23.846 [6]	3 27.865 [8]	3 24.058 [4]	3 24.263 [7]	3 27.585 [9]	3 24 [3]	3 24.464 [5]	3 24.039 [2]
4 25.038 [9]	4 23.91 [1]	4 24.119 [5]	4 26.739 [10]	4 24.359 [4]	4 24.279 [7]	4 24.966 [8]	4 24.429 [3]	4 23.916 [5]	4 23.991 [2]
5 24.773 [9]	5 23.359 [1]	5 23.481 [5]	5 25.327 [10]	5 25.17 [3]	5 24.132 [7]	5 24.576 [8]	5 26.694 [6]	5 24.891 [4]	5 24.311 [2]
6 24.485 [9]	6 23.56 [1]	6 23.995 [5]	6 24.746 [10]	6 23.434 [3]	6 24.964 [6]	6 24.924 [8]	6 26.084 [7]	6 23.663 [4]	6 23.882 [2]
7 24.531 [8]	7 23.596 [1]	7 24.094 [5]	7 24.909 [10]	7 23.456 [3]	7 24.153 [6]	7 25.405 [9]	7 24.704 [7]	7 23.739 [4]	7 23.894 [2]
8 24.197 [8]	8 23.192 [1]	8 23.826 [5]							
9 23.958 [8]		9 23.788 [5]							
10 24.042 [8]		10 24.082 [5]							
11 23.939 [8]		11 23.732 [5]							
		12 24.082 [5]							
		13 23.732 [5]							

	Cristobal Rodr...	Andrew Florjan...	Joseph Sutton	Stefano Dolci	Cheerag Patel	Michael Diamore	andrey ivanov	Alex White
		8 23.248	8 23.831	8 24.315	8 24.736	8 23.937	8 24.001	
		8 24.187 [10]	8 23.831 [6]	8 24.315 [9]	8 24.736 [7]	8 23.937 [4]	8 24.001 [2]	
9	23.142 [1]	9 23.544 [3]	9 24.233 [6]	9 24.52 [9]	9 23.879 [7]	9 23.756 [4]	9 23.857 [2]	
	23.443 [1]	9 24.2 [10]	9 23.566 [2]	9 24.459 [9]	9 23.964 [7]	9 24.149 [4]	9 24.636 [3]	
10	23.069 [1]	10 23.947 [10]	10 23.419 [2]	10 23.915 [6]	10 24.111 [7]	10 23.919 [4]	10 23.413 [3]	
	Alexander Cumm...	11 24.827 [10]	11 23.185 [2]	11 23.854 [6]	11 24.548 [7]	11 24.054 [4]	11 23.436 [3]	
12	23.877 [8]	11 24.827 [10]	11 22.97 [2]	11 23.756 [6]	11 24.601 [7]	11 23.31 [4]	11 23.675 [3]	
	22.939 [1]	12 24.869 [10]	12 23.22 [2]	12 24.684 [6]	12 24.075 [7]	12 23.44 [4]	12 24.372 [3]	
13	23.823 [8]	12 24.869 [10]	12 23.028 [2]	12 24.029 [6]	12 23.857 [7]	12 23.657 [4]	12 24.041 [3]	
	23.224 [1]	13 24.319 [10]	13 23.804 [2]	13 23.926 [6]	13 24.027 [7]	13 23.656 [4]	13 23.553 [3]	
14	23.825 [8]	13 24.319 [10]	13 23.14 [2]	13 23.891 [6]	13 24.017 [7]	13 23.236 [4]	13 23.284 [3]	
	23.077 [1]	14 24.542 [10]	14 23.109 [2]	14 23.678 [6]	14 23.799 [7]	14 23.507 [4]	14 23.314 [3]	
15	23.712 [8]	14 24.542 [10]	15 26.291 [10]	15 24.029 [6]	15 23.817 [9]	15 23.857 [7]	15 24.041 [3]	
	24.568 [8]	15 23.05 [1]	15 24.308 [10]	15 23.926 [6]	15 23.296 [9]	15 24.027 [7]	15 23.553 [3]	
16	29.034 [8]	15 23.05 [1]	16 23.712 [10]	16 23.14 [2]	16 23.473 [9]	16 24.017 [7]	16 23.284 [3]	
	23.009 [1]	16 24.308 [10]	17 23.712 [10]	17 23.14 [2]	17 23.473 [9]	17 24.017 [7]	17 23.284 [3]	
17	22.994 [1]	16 24.308 [10]	17 23.14 [2]	17 23.891 [6]	17 23.473 [9]	17 24.017 [7]	17 23.284 [3]	
	24.123 [1]	17 23.712 [10]	18 23.109 [2]	18 23.678 [6]	18 23.799 [7]	18 23.507 [4]	18 23.314 [3]	
18		18 23.712 [10]						