

# Heat Results

**Heat Type:** 18 Lap Main (Volta)  
**Win By:** Position  
**Date:** 7/26/2014 11:35 AM  
**Winner:** Cristobal Rodr...

<b>Heat Winner:</b>	<b>Racer:</b> Cristobal Rodr...	<b>Best Lap:</b> 22.614	<b># of Laps:</b> 18	<b>Gap from Leader:</b> -	<b>Avg. Lap:</b> 30.568
		<b>This Round +/-</b>		70	

<b>2nd Place:</b>	<b>Racer:</b> Kevin Clark	<b>Best Lap:</b> 23.02	<b># of Laps:</b> 18	<b>Gap from Leader:</b> 3141.000	<b>Avg. Lap:</b> 30.582
		<b>This Round +/-</b>		56	

<b>3rd Place:</b>	<b>Racer:</b> Marco Restivo	<b>Best Lap:</b> 22.714	<b># of Laps:</b> 18	<b>Gap from Leader:</b> 5460.000	<b>Avg. Lap:</b> 30.363
		<b>This Round +/-</b>		49	

Position	Racer	Best Lap	Gap from Leader	# of Laps	Average Lap	RPM
4	Joseph Sutton	23.438	7229.000	18	30.642	4673
5	David Nguyen	22.939	8230.000	18	29.694	8010
6	Pierre Thompson	23.086	8735.000	18	30.092	1543
7	Jason Blatt	22.778	9356.000	18	29.603	4821
8	Justin Lamora	22.979	9651.000	18	30.442	1395
9	Shai Cohen	23.076	10276.000	18	30.327	2285
10	Dan Hicok	23.502	29762.000	18	30.559	1933


## Lap Times by Racer


	David Nguyen	Cristobal Rodr...	Marco Restivo	Jason Blatt	Joseph Sutton	Shai Cohen	Dan Hicok	Kevin Clark	Justin Lamora	Pierre Thompson
1	131.321 [8]	152.507 [1]	145.112 [4]	129.001 [9]	147.893 [3]	140.232 [6]	126.483 [10]	150.252 [2]	142.688 [5]	137.767 [7]
2	27.309 [7]	25.202 [1]	27.588 [5]	25.653 [4]	24.681 [3]	28.691 [10]	26.59 [8]	25.028 [2]	28.67 [9]	27.099 [6]
3	23.883 [7]	23.779 [1]	23.193 [5]	23.555 [4]	23.896 [3]	25.523 [8]	25.613 [10]	23.752 [2]	26.107 [10]	23.597 [6]
4	23.844 [7]	23.118 [1]	25.257 [6]	24.886 [5]	23.6 [3]	23.71 [8]	23.862 [10]	23.7 [2]	24 [9]	23.203 [4]
5	23.186 [6]	22.922 [1]	23.652 [7]	23.329 [5]	23.665 [3]	23.165 [8]	23.743 [10]	23.383 [2]	23.531 [9]	23.105 [4]
6	23.699 [6]	22.873 [1]	23.625 [7]	23.75 [5]	23.7 [3]	23.449 [8]	23.727 [10]	23.822 [2]	23.383 [9]	23.288 [4]
7	23.66 [6]	23.979 [1]	23.615 [7]	23.642 [5]	23.587 [3]	23.471 [8]	23.565 [10]	23.544 [2]	24.116 [9]	23.137 [4]
8					23.9 [3]				23.427 [9]	23.086 [4]
9										23.102 [4]
10										23.331 [4]
11										24 [4]
12										


	<b>David Nguyen</b>	<b>Cristobal Rodr...</b>	<b>Marco Restivo</b>	<b>Jason Blatt</b>	<b>Joseph Sutton</b>	<b>Shai Cohen</b>	<b>Dan Hicok</b>	<b>Kevin Clark</b>	<b>Justin Lamora</b>	<b>Pierre Thompson</b>
8	23.409 [5]	8 23.214 [1]	8 23.623 [7]	8 24.174 [6]	9 23.438 [3]	8 23.162 [8]	9 24.271 [10]	8 23.435 [2]	9 23.062 [9]	
9	23.104 [5]	9 22.906 [1]	9 23.451 [6]	9 24.155 [7]	10 23.45 [3]	9 23.279 [8]	10 23.855 [10]	9 23.84 [2]	10 23.42 [9]	
10	23.123 [5]	10 22.899 [1]	10 22.952 [6]	10 22.92 [7]	11 23.495 [3]	10 23.351 [8]	11 23.738 [10]	10 23.386 [2]	11 23.185 [9]	
11	23.049 [5]	11 22.97 [1]	11 23.149 [6]	11 23.128 [7]	12 23.967 [3]	11 23.133 [8]	12 24.177 [10]	11 23.321 [2]	12 23.18 [9]	
12	23.496 [5]	12 22.899 [1]	12 22.837 [6]	12 22.928 [7]	13 23.497 [3]	12 23.076 [8]	13 23.788 [10]	12 23.141 [2]	13 22.984 [9]	
13	24.38 [6]	13 22.943 [1]	13 23.316 [5]	13 24.024 [7]	14 24.066 [3]	13 23.344 [8]	14 24.29 [10]	13 23.257 [2]	14 23.167 [9]	
14	22.939 [6]	14 22.614 [1]	14 22.714 [5]	14 22.778 [7]	15 23.861 [3]	14 23.202 [8]	15 24.068 [10]	14 23.639 [2]	15 22.979 [9]	
15	23.145 [6]	15 27.005 [1]	15 23.531 [4]	15 24.001 [7]	16 23.442 [3]	15 23.456 [8]	16 24.117 [10]	15 23.353 [2]	16 23.182 [9]	
16	23.586 [6]	16 23.011 [1]	16 23.287 [4]	16 22.988 [7]	17 23.854 [4]	16 23.297 [8]	17 23.502 [10]	16 23.02 [2]	17 23.371 [8]	
17	23.979 [6]	17 22.628 [1]	17 22.88 [3]	17 23.91 [7]	18 23.564 [4]	17 24.453 [9]	18 34.445 [10]	17 23.204 [2]	18 23.508 [8]	
18	23.389 [5]	18 22.757 [1]	18 22.751 [3]	18 24.039 [7]		18 23.894 [9]		18 23.394 [2]		

# Heat Results

**Heat Type:** 18 Lap Main (Volta)  
**Win By:** Position  
**Date:** 7/26/2014 11:25 AM  
**Winner:** Lukas Mohr

<b>Heat Winner:</b>	<b>Racer:</b> Lukas Mohr	<b>Best Lap:</b> 22.731	<b># of Laps:</b> 18	<b>Gap from Leader:</b> -	<b>Avg. Lap:</b> 25.671
	 <b>2142</b>	<b>This Round</b> +/-		<b>70</b>	

<b>2nd Place:</b>	<b>Racer:</b> Stephen Mccl...	<b>Best Lap:</b> 23.116	<b># of Laps:</b> 18	<b>Gap from Leader:</b> 6468.000	<b>Avg. Lap:</b> 25.289
	 <b>2233</b>	<b>This Round</b> +/-		<b>56</b>	

<b>3rd Place:</b>	<b>Racer:</b> Rodney Rawlinson	<b>Best Lap:</b> 23.162	<b># of Laps:</b> 18	<b>Gap from Leader:</b> 9626.000	<b>Avg. Lap:</b> 25.641
	 <b>2664</b>	<b>This Round</b> +/-		<b>49</b>	

Position	Racer	Best Lap	Gap from Leader	# of Laps	Average Lap	RPM
4	Alexander Cumm...	23.599	15149.000	18	25.396	4185
5	Michael Diamore	23.494	15377.000	18	25.095	2206
6	andrey ivanov	23.029	15664.000	18	26.758	1611
7	Stefano Dolci	23.608	16853.000	18	25.713	1453
8	Cheerag Patel	23.403	19645.000	18	26.365	1850
9	Alex White	23.68	20925.000	18	26.593	1684
10	Andrew Florjan...	23.213	21742.000	18	25.629	1604

## Lap Times by Racer

	Alexander Cumm...	Rodney Rawlinson	Andrew Florjan...	Stefano Dolci	Stephen Mccl...	Cheerag Patel	Michael Diamore	andrey ivanov	Alex White	Lukas Mohr
1	47.41 [8]	1 55.889 [4]	1 45.942 [10]	1 50.835 [7]	1 53.232 [5]	1 59.632 [6]	1 42.041 [9]	1 68.197 [1]	1 61.421 [3]	1 64.761 [2]
2	25.793 [7]	2 24.538 [3]	2 26.555 [10]	2 25.631 [6]	2 24.279 [4]	2 27.741 [9]	2 25.993 [8]	2 25.571 [1]	2 26.464 [5]	2 25.521 [2]
3	24.184 [7]	3 24.152 [3]	3 24.035 [10]	3 24.063 [6]	3 24.246 [4]	3 24.265 [9]	3 24.042 [8]	3 24.03 [1]	3 23.927 [5]	3 23.761 [2]
4	24.469 [7]	4 24.372 [3]	4 23.786 [9]	4 24.161 [6]	4 24.235 [4]	4 24.834 [10]	4 24.559 [8]	4 24.735 [2]	4 23.876 [5]	4 24.134 [1]
5	25.045 [5]	5 24.832 [2]	5 24.807 [8]	5 25.705 [4]	5 24.935 [3]	5 24.749 [10]	5 24.819 [6]	5 29.301 [9]	5 27.433 [7]	5 23.491 [1]
6	24.026 [5]	6 23.399 [2]	6 26.695 [10]	6 23.858 [4]	6 23.565 [3]	6 25.391 [9]	6 24.274 [6]	6 25.091 [8]	6 24.922 [7]	6 23.78 [1]
7	23.742 [5]	7 23.422 [2]	7 24.121 [10]	7 23.82 [4]	7 23.291 [3]	7 23.866 [9]	7 23.76 [6]	7 24.005 [7]	7 24.709 [8]	7 23.157 [1]
8	23.755 [5]	8 23.852 [2]								
9	23.652 [5]	9 23.428 [2]								
10	23.705 [5]	10 23.494 [2]								
11	24.225 [5]	11 23.385 [2]								
12	24.105 [4]	12 23.162 [2]								
13	23.833 [4]	13 23.248 [2]								

		<b>Andrew Florjan...</b>	<b>Stefano Dolci</b>	<b>Stephen Mcclle...</b>	<b>Cheerag Patel</b>	<b>Michael Diamore</b>	<b>andrey ivanov</b>	<b>Alex White</b>	<b>Lukas Mohr</b>
	8	23.596 [9]	8 23.621 [4]	8 23.923 [3]	8 25.687 [10]	8 23.541 [6]	8 23.792 [7]	8 24.54 [8]	8 23.001 [1]
	9	23.783 [9]	9 23.608 [4]	9 23.303 [3]	9 23.758 [10]	9 23.789 [6]	9 23.496 [7]	9 23.768 [8]	9 23.27 [1]
	10	23.817 [9]	10 24.051 [4]	10 23.517 [3]	10 23.403 [10]	10 23.749 [6]	10 23.649 [7]	10 23.982 [8]	10 23.049 [1]
<b>Alexander Cumm...</b>	11	24.006 [9]	11 24.846 [6]	11 23.241 [3]	11 24.096 [10]	11 23.74 [4]	11 23.029 [7]	11 23.783 [8]	11 22.731 [1]
<b>Rodney Rawlinson</b>	12	24.142 [9]	12 25.29 [7]	12 23.429 [3]	12 23.863 [10]	12 24.521 [5]	12 23.899 [6]	12 23.92 [8]	12 22.867 [1]
14 23.599 [4]	13	23.213 [9]	13 23.945 [7]	13 23.181 [3]	13 23.449 [10]	13 23.702 [5]	13 23.711 [6]	13 23.68 [8]	13 22.846 [1]
15 23.674 [4]	14	23.829 [9]	14 23.741 [7]	14 23.544 [2]	14 23.971 [10]	14 23.592 [5]	14 23.571 [6]	14 23.749 [8]	14 22.768 [1]
16 24.289 [4]	15	24.697 [8]	15 23.935 [7]	15 23.116 [2]	15 23.903 [9]	15 23.633 [5]	15 24.074 [6]	15 25.273 [10]	15 22.895 [1]
17 23.782 [4]	16	25.572 [10]	16 24.027 [7]	16 23.623 [2]	16 23.809 [8]	16 24.324 [5]	16 24.2 [6]	16 25.069 [9]	16 23.043 [1]
18 23.842 [4]	17	23.962 [10]	17 23.989 [7]	17 23.285 [2]	17 24.12 [8]	17 24.132 [5]	17 23.858 [6]	17 23.98 [9]	17 23.057 [1]
	18	24.756 [10]	18 23.715 [7]	18 23.254 [2]	18 24.036 [8]	18 23.494 [5]	18 23.439 [6]	18 24.18 [9]	18 23.953 [1]