



Heat Results

Heat Type:	5 min -Qualifying
Win By:	Best Lap
Date:	8/23/2014 9:30 AM
Winner:	David Nguyen

Heat Winner:	Racer: David Nguyen	Best Lap: 17.306	# of Laps: 23	Gap from Leader: -	Avg. Lap: 18.168
	 8273	This Round +/-		56	

2nd Place:	Racer: Joseph Sutton	Best Lap: 17.394	# of Laps: 24	Gap from Leader: 0.088	Avg. Lap: 17.971
	 4776	This Round +/-		42	

3rd Place:	Racer: Marco Restivo	Best Lap: 17.437	# of Laps: 24	Gap from Leader: 0.131	Avg. Lap: 17.824
	 6261	This Round +/-		37	

Position	Racer	Best Lap	Gap from Leader	# of Laps	Average Lap	RPM
4	Michael Diamore	17.601	0.295	23	18.227	2329
5	Kelly Widmann	17.605	0.299	22	18.185	6522
6	Michael Woodwo...	17.61	0.304	23	18.282	2503
7	Guillaume Turpin	17.647	0.341	23	18.364	2795
8	Shai Cohen	17.75	0.444	23	18.293	2321


Lap Times by Racer


David Nguyen	Marco Restivo	Michael Woodwo...	Guillaume Turpin	Kelly Widmann	Joseph Sutton	Shai Cohen	Michael Diamore
1 21.531 [7]	1 20.682 [3]	1 20.508 [1]	1 21.493 [6]	1 21.444 [5]	1 21.899 [8]	1 20.621 [2]	1 21.107 [4]
2 18.605 [1]	2 18.91 [6]	2 18.735 [3]	2 19.582 [8]	2 19.082 [7]	2 18.723 [2]	2 18.81 [4]	2 18.9 [5]
3 19.336 [5]	3 18.513 [3]	3 18.457 [2]	3 18.979 [8]	3 18.67 [6]	3 18.345 [1]	3 19.119 [7]	3 18.565 [4]
4 18.14 [1]	4 18.199 [3]	4 18.286 [4]	4 18.89 [8]	4 18.352 [6]	4 18.693 [5]	4 18.194 [2]	4 18.528 [7]
5 18.193 [2]	5 18.074 [1]	5 18.205 [4]	5 18.823 [8]	5 18.288 [5]	5 18.341 [6]	5 18.569 [3]	5 18.545 [7]
6 17.821 [1]	6 18.333 [3]	6 19.18 [5]	6 19.602 [8]	6 18.633 [7]	6 17.854 [2]	6 18.719 [4]	6 18.252 [6]
7 17.8 [1]	7 17.826 [2]	7 18.067 [4]	7 18.705 [8]	7 18.528 [7]	7 17.956 [3]	7 18.569 [3]	7 18.101 [5]
8 17.869 [1]	8 17.805 [2]	8 18.529 [4]	8 18.489 [8]	8 19.492 [7]	8 18.032 [3]	8 18.719 [4]	8 18.463 [5]
9 18.248 [2]	9 17.792 [1]	9 18.16 [5]	9 18.346 [8]	9 17.842 [3]	9 18.193 [4]	9 18.665 [6]	9 18.096 [6]
10 17.854 [2]	10 17.63 [1]	10 18.261 [7]	10 18.473 [8]	10 17.919 [4]	10 17.834 [3]	10 18.665 [6]	10 18.027 [5]
11 18.076 [3]	11 17.922 [1]	11 18.153 [7]	11 18.34 [8]	11 17.854 [4]	11 17.724 [2]	11 19.651 [6]	11 18.088 [6]
12 19.425 [4]	12 17.734 [1]	12 18.029 [7]	12 18.311 [8]	12 17.954 [5]	12 17.982 [2]	12 18.367 [7]	12 17.79 [3]
13 17.623 [1]	13 17.684 [2]	13 17.886 [7]	13 18.249 [8]	13 18.062 [5]	13 17.925 [3]	13 18.367 [7]	13 18.018 [4]
14 17.538 [2]	14 17.502 [1]	14 18.026 [7]	14 17.888 [8]	14 17.9 [5]	14 17.607 [3]	14 18.367 [7]	14 18.209 [4]
15 23.537 [2]	15 17.596 [1]	15 17.819 [6]	15 17.941 [8]	15 17.711 [4]	15 17.561 [3]		15 17.958 [5]

										Shai Cohen	
										10	18.049 [6]
										11	17.856 [5]
										12	18.229 [6]
										13	18.383 [6]
David Nguyen	Marco Restivo	Michael Woodwo...	Guillaume Turpin	Kelly Widmann	Joseph Sutton					Michael Diamore	
16 17.447 [1]	16 17.484 [2]	16 17.653 [4]	16 18.061 [8]	16 17.953 [5]	16 17.592 [3]	14	18.121 [6]	16	17.994 [6]		
17 17.438 [2]	17 17.437 [1]	17 17.793 [4]	17 17.926 [8]	17 17.998 [5]	17 17.718 [3]	15	18.016 [7]	17	17.742 [6]		
18 17.548 [2]	18 17.491 [1]	18 17.798 [5]	18 18.074 [8]	18 18.835 [6]	18 17.589 [3]	16	17.901 [7]	18	17.636 [4]		
19 17.306 [1]	19 17.978 [2]	19 17.638 [5]	19 17.673 [6]	19 17.714 [7]	19 17.729 [3]	17	17.75 [7]	19	17.898 [4]		
20 17.48 [1]	20 17.538 [2]	20 20.231 [6]	20 18.058 [7]	20 17.605 [4]	20 17.682 [3]	18	17.841 [7]	20	17.94 [5]		
21 17.369 [1]	21 17.624 [2]	21 18.22 [6]	21 18.009 [7]	21 17.751 [4]	21 17.647 [3]	19	17.788 [8]	21	20.074 [5]		
22 17.495 [1]	22 17.74 [2]	22 19.474 [6]	22 17.647 [7]	22 17.752 [4]	22 19.509 [3]	20	18.172 [8]	22	18.574 [5]		
23 17.546 [1]	23 17.649 [2]	23 17.61 [6]	23 17.943 [7]	23	23 17.71 [3]	21	18.304 [8]	23	17.601 [4]		
24	24 17.49 [3]	24	24	24	24 17.394 [2]	22	18.076 [8]	24			
										23	17.861 [8]
										24	

Heat Results

Heat Type: 5 min -Qualifying
Win By: Best Lap
Date: 8/23/2014 9:35 AM
Winner: Fabiano Bastos

Heat Winner:	Racer: Fabiano Bastos	Best Lap: 17.244	# of Laps: 17	Gap from Leader: -	Avg. Lap: 17.644
		This Round +/-		58	
	2523				

2nd Place:	Racer: Eric Jones	Best Lap: 17.315	# of Laps: 17	Gap from Leader: 0.071	Avg. Lap: 17.804
		This Round +/-		42	
	4849				

3rd Place:	Racer: Greg Obadia	Best Lap: 17.326	# of Laps: 17	Gap from Leader: 0.082	Avg. Lap: 18.337
		This Round +/-		35	
	5387				

Position	Racer	Best Lap	Gap from Leader	# of Laps	Average Lap	RPM
4	Oliver Rojas	17.379	0.135	16	17.785	5719
5	Keith Shugarts	17.48	0.236	17	17.786	2060
6	Kahlil Natirboff	17.512	0.268	17	18.167	2403
7	Michael Greene	17.78	0.536	16	18.143	1886
8	Stefano Dolci	17.914	0.670	16	18.632	1473

Lap Times by Racer

Greg Obadia	Fabiano Bastos	Eric Jones	Keith Shugarts	Oliver Rojas	Michael Greene	Stefano Dolci	Kahlil Natirboff
1 19.507 [3]	1 19.399 [2]	1 19.323 [1]	1 20.888 [6]	1 28.495 [8]	1 22.683 [7]	1 19.995 [5]	1 19.621 [4]
2 17.761 [1]	2 18.11 [4]	2 17.85 [2]	2 18.078 [3]	2 18.418 [6]	2 18.618 [7]	2 19.271 [8]	2 18.152 [5]
3 17.701 [2]	3 17.901 [4]	3 17.575 [1]	3 18.003 [5]	3 17.816 [3]	3 18.184 [7]	3 18.593 [8]	3 18.135 [6]
4 17.387 [1]	4 17.598 [3]	4 17.653 [2]	4 17.818 [5]	4 17.799 [4]	4 18.258 [7]	4 19.042 [8]	4 20.096 [6]
5 18.324 [1]	5 17.607 [4]	5 17.616 [3]	5 17.664 [5]	5 17.526 [2]	5 18.137 [7]	5 18.274 [8]	5 18.993 [6]
6 17.5 [1]	6 17.498 [3]	6 17.447 [2]	6 17.645 [5]	6 18.708 [4]	6 17.906 [7]	6 19.771 [8]	6 17.811 [6]
7 18.887 [1]	7 18.042 [3]	7 17.438 [2]	7 17.678 [5]	7 17.743 [4]	7 18.36 [7]	7 18.149 [8]	7 18.353 [6]
8 22.98 [2]	8 17.763 [3]	8 17.351 [1]	8 17.642 [5]	8 17.719 [4]	8 17.983 [7]	8 18.083 [8]	8 17.919 [6]
9 17.341 [1]	9 17.524 [3]	9 17.354 [2]	9 17.939 [6]	9 17.563 [4]	9 17.808 [7]	9 19.722 [8]	9 17.583 [5]
10 17.326 [1]	10 17.618 [4]	10 17.68 [2]	10 17.955 [6]	10 17.488 [3]	10 17.788 [7]	10 19.159 [8]	10 17.809 [5]
11 17.945 [1]	11 17.701 [4]	11 21.721 [2]	11 17.519 [5]	11 17.671 [3]	11 18.029 [7]	11 18.26 [8]	11 17.689 [6]
12 23.082 [1]	12 17.531 [4]	12 17.423 [2]	12 17.556 [5]	12 17.517 [3]	12 18.577 [7]	12 18.024 [8]	12 17.811 [6]
13 17.364 [2]	13 17.247 [1]	13 17.373 [3]	13 17.48 [5]	13 17.379 [4]	13 18.045 [7]	13 18.179 [8]	13 17.512 [6]
14 17.398 [3]	14 18.098 [1]	14 17.315 [2]	14 18.659 [5]	14 17.411 [4]	14 17.855 [7]	14 18.179 [8]	14 17.61 [6]
15 17.358 [3]	15 17.521 [1]	15 17.357 [2]	15 17.551 [5]	15 17.722 [4]	15 17.78 [7]	15 18.86 [8]	15 17.631 [6]

Greg Obadia	Fabiano Bastos	Eric Jones	Keith Shugarts	Oliver Rojas	Michael Greene	Stefano Dolci	Kahlil Natirboff
16 17.391 [3]	16 17.244 [1]	16 18.044 [2]	16 17.61 [5]	16 18.296 [4]	16 18.815 [7]	16 17.914 [8]	16 17.71 [6]
17 17.646 [3]	17 17.293 [1]	17 17.673 [2]	17 17.779 [5]	17	17	17	17 19.865 [6]