




<b>Heat Results</b>	
<b>Heat Type:</b>	18 Lap Main (Volta)
<b>Win By:</b>	Position
<b>Date:</b>	8/23/2014 10:10 AM
<b>Winner:</b>	Greg Obadia

<b>Heat Winner:</b>	<b>Racer:</b> Greg Obadia	<b>Best Lap:</b> 16.937	<b># of Laps:</b> 18	<b>Gap from Leader:</b> -	<b>Avg. Lap:</b> 18.86
		<b>This Round +/-</b>		53	
	5475				

<b>2nd Place:</b>	<b>Racer:</b> Oliver Rojas	<b>Best Lap:</b> 16.912	<b># of Laps:</b> 18	<b>Gap from Leader:</b> 233.000	<b>Avg. Lap:</b> 18.751
		<b>This Round +/-</b>		42	
	5775				

<b>3rd Place:</b>	<b>Racer:</b> David Nguyen	<b>Best Lap:</b> 16.849	<b># of Laps:</b> 18	<b>Gap from Leader:</b> 1275.000	<b>Avg. Lap:</b> 18.592
		<b>This Round +/-</b>		38	
	8339				

Position	Racer	Best Lap	Gap from Leader	# of Laps	Average Lap	RPM
4	Marco Restivo	17.027	4470.000	18	18.845	6296
5	Fabiano Bastos	16.94	4811.000	18	18.714	2565
6	Eric Jones	16.924	6114.000	18	18.576	4907
7	Joseph Sutton	17.122	8159.000	18	18.595	4841
8	Michael Diamore	17.092	8856.000	18	18.833	2359


**Lap Times by Racer**


Greg Obadia	Fabiano Bastos	Eric Jones	David Nguyen	Oliver Rojas	Marco Restivo	Joseph Sutton	Michael Diamore
1 46.68 [1]	1 41.438 [5]	1 38.235 [7]	1 42.286 [4]	1 45.433 [2]	1 43.384 [3]	1 37.048 [8]	1 39.833 [6]
2 18.92 [1]	2 19.003 [5]	2 18.911 [6]	2 18.686 [3]	2 18.849 [2]	2 19.307 [4]	2 19.481 [8]	2 19.891 [7]
3 17.552 [1]	3 17.498 [5]	3 17.466 [6]	3 17.35 [3]	3 17.343 [2]	3 17.387 [4]	3 17.728 [8]	3 17.735 [7]
4 17.204 [1]	4 17.369 [5]	4 17.237 [6]	4 17.35 [3]	4 17.301 [2]	4 17.25 [4]	4 17.287 [8]	4 17.465 [7]
5 17.25 [1]	5 17.337 [5]	5 17.289 [6]	5 17.27 [3]	5 17.233 [2]	5 17.256 [4]	5 18.106 [8]	5 18.019 [7]
6 17.136 [1]	6 17.192 [5]	6 17.102 [6]	6 17.224 [3]	6 17.116 [2]	6 17.234 [4]	6 17.556 [7]	6 18.484 [8]
7 17.26 [1]	7 17.098 [5]	7 17.22 [6]	7 17.115 [3]	7 17.195 [2]	7 17.078 [4]	7 17.349 [7]	7 17.198 [8]
8 17.094 [1]	8 17.336 [5]	8 17.184 [6]	8 17.174 [3]	8 17.025 [2]	8 17.326 [4]	8 17.254 [7]	8 17.26 [8]
9 17.173 [1]	9 17.099 [5]	9 17.185 [6]	9 17.01 [3]	9 17.099 [2]	9 17.027 [4]	9 17.367 [7]	9 17.369 [8]
10 17.149 [1]	10 17.136 [5]	10 17.14 [6]	10 17.023 [3]	10 17.029 [2]	10 17.153 [4]	10 17.367 [7]	10 17.366 [8]
11 17.111 [1]	11 16.995 [5]	11 17.038 [6]	11 17.027 [3]	11 17.174 [2]	11 17.133 [4]	11 17.446 [7]	11 17.256 [8]
12 17.106 [1]	12 17.076 [5]	12 16.967 [6]	12 17.16 [3]	12 17.029 [2]	12 17.12 [4]	12 17.351 [7]	12 17.353 [8]
13 16.943 [1]	13 17.223 [5]	13 17.364 [6]	13 17.038 [3]	13 16.939 [2]	13 17.259 [4]	13 17.178 [7]	13 17.357 [8]
14 16.937 [1]	14 17.1 [5]	14 17.131 [6]	14 17.017 [3]	14 16.994 [2]	14 17.189 [4]	14 17.122 [7]	14 17.096 [8]
15 16.997 [1]	15 16.94 [5]	15 19.622 [6]	15 17.032 [3]	15 16.999 [2]	15 17.208 [4]	15 17.341 [7]	15 17.092 [8]


<b>Greg Obadia</b>	<b>Fabiano Bastos</b>	<b>Eric Jones</b>	<b>David Nguyen</b>	<b>Oliver Rojas</b>	<b>Marco Restivo</b>	<b>Joseph Sutton</b>	<b>Michael Diamore</b>
16 17.043 [1]	16 17.515 [5]	16 16.99 [6]	16 16.849 [3]	16 16.926 [2]	16 17.577 [4]	16 17.277 [7]	16 17.434 [8]
17 16.956 [1]	17 17.959 [5]	17 16.924 [6]	17 17.005 [3]	17 16.928 [2]	17 17.842 [4]	17 17.182 [7]	17 17.236 [8]
18 16.968 [1]	18 17.544 [5]	18 17.354 [6]	18 17.041 [3]	18 16.912 [2]	18 17.486 [4]	18 17.268 [7]	18 17.55 [8]

# Heat Results

<b>Heat Type:</b>	18 Lap Main (Volta)
<b>Win By:</b>	Position
<b>Date:</b>	8/23/2014 10:00 AM
<b>Winner:</b>	Stefano Dolci

<b>Heat Winner:</b>	<b>Racer:</b> Stefano Dolci	<b>Best Lap:</b> 21.584	<b># of Laps:</b> 15	<b>Gap from Leader:</b> -	<b>Avg. Lap:</b> 34.923
	 <b>1537</b>	<b>This Round</b> +/-		<b>58</b>	

<b>2nd Place:</b>	<b>Racer:</b> Michael Woodwo...	<b>Best Lap:</b> 34.324	<b># of Laps:</b> 15	<b>Gap from Leader:</b> 3743.000	<b>Avg. Lap:</b> 35.528
	 <b>2573</b>	<b>This Round</b> +/-		<b>42</b>	

<b>3rd Place:</b>	<b>Racer:</b> Kahlil Natirboff	<b>Best Lap:</b> 34.107	<b># of Laps:</b> 15	<b>Gap from Leader:</b> 4092.000	<b>Avg. Lap:</b> 35.465
	 <b>2480</b>	<b>This Round</b> +/-		<b>35</b>	

Position	Racer	Best Lap	Gap from Leader	# of Laps	Average Lap	RPM
4	<a href="#">Shai Cohen</a>	34.523	10801.000	15	35.797	2386
5	<a href="#">Guillaume Turpin</a>	34.569	11207.000	15	35.746	2830
6	<a href="#">Michael Greene</a>	34.614	13758.000	15	35.741	1907
7	<a href="#">Kelly Widmann</a>	34.625	14703.000	15	35.735	6582
8	<a href="#">Keith Shugarts</a>	34.717	15640.000	15	36.168	2072

## Lap Times by Racer

Keith Shugarts	Michael Greene	Michael Woodwo...	Guillaume Turpin	Kelly Widmann	Shai Cohen	Stefano Dolci	Kahlil Natirboff
1 42.861 [3]	1 39.901 [7]	1 44.5 [1]	1 41.66 [5]	1 39.383 [8]	1 42.308 [4]	1 41.339 [6]	1 43.468 [2]
2 39.487 [5]	2 38.734 [7]	2 37.874 [2]	2 39.237 [6]	2 38.489 [8]	2 38.802 [4]	2 21.584 [1]	2 38.856 [3]
3 35.916 [5]	3 36.138 [7]	3 35.266 [2]	3 36.123 [6]	3 36.096 [8]	3 36.096 [8]	3 36.434 [1]	3 34.837 [3]
4 35.249 [5]	4 35.654 [7]	4 34.483 [2]	4 35.27 [6]	4 35.687 [8]	4 35.687 [8]	4 36.894 [1]	4 34.737 [3]
5 35.545 [5]	5 35.577 [7]	5 34.519 [2]	5 35.342 [6]	5 35.919 [8]	5 35.919 [8]	5 35.748 [1]	5 34.634 [3]
6 36.247 [6]	6 35.16 [7]	6 34.729 [2]	6 35.317 [5]	6 35.253 [8]	4 35.52 [4]	6 35.281 [1]	6 34.936 [3]
7 36.578 [7]	7 35.572 [6]	7 34.549 [2]	7 34.569 [5]	7 35.695 [8]	5 35.712 [4]	7 35.317 [1]	7 34.45 [3]
8 36.284 [8]	8 35.035 [6]	8 34.742 [2]	8 34.809 [5]	8 35.731 [7]	6 34.876 [4]	8 35.427 [1]	8 34.107 [3]
9 35.252 [8]	9 34.982 [6]	9 34.512 [2]	9 35.211 [5]	9 34.737 [7]	7 34.894 [4]	9 35.524 [1]	9 34.49 [3]
10 34.955 [8]	10 34.988 [6]	10 34.324 [2]	10 34.75 [5]	10 34.657 [7]	8 34.894 [4]	10 34.918 [1]	10 35.23 [3]
11 34.812 [8]	11 34.993 [6]	11 34.614 [2]	11 34.961 [5]	11 34.927 [7]	9 34.928 [4]	11 34.878 [1]	11 34.215 [3]
12 34.804 [8]	12 34.988 [6]	12 35.142 [2]	12 34.642 [5]	12 34.625 [7]	10 34.928 [4]	12 34.981 [1]	12 34.394 [3]
13 34.717 [8]	13 34.701 [6]	13 34.448 [2]	13 34.924 [5]	13 34.671 [7]	11 35.045 [4]	13 35.612 [1]	13 34.518 [3]
14 35.058 [8]	14 35.085 [6]	14 34.609 [2]	14 34.772 [5]	14 34.995 [7]	12 35.045 [4]	14 34.767 [1]	14 34.506 [3]
15 34.749 [8]	15 34.614 [6]	15 34.614 [2]	15 34.603 [5]	15 35.155 [7]	13 35.155 [7]	15 35.134 [1]	15 34.59 [3]

**Shai Cohen**

10	35.105
	[4]
11	34.748
	[4]
12	35.398
	[4]
13	34.904
	[4]
14	34.709
	[4]
15	34.523
	[4]