







Heat Results

Heat Type: Arrive & Drive - Laps
Win By: Position
Date: 10/25/2014 3:36 PM
Winner: Michael Wu

Heat Winner:	Racer: Michael Wu	Best Lap: 23.241	# of Laps: 18	Gap from Leader: -	Avg. Lap: 25.41	
			39			
2nd Place:	Racer: David Nguyen	Best Lap: 23.235	# of Laps: 18	Gap from Leader: 410.000	Avg. Lap: 25.228	
			31			
3rd Place:	Racer: James Carey	Best Lap: 23.467	# of Laps: 18	Gap from Leader: 5225.000	Avg. Lap: 25.334	
			21			
Position	Racer	Best Lap	Gap from Leader	# of Laps	Average Lap	RPM
4	Stephen Mccl...	23.477	5621.000	18	25.028	2439
5	Marco Restivo	23.434	5875.000	18	25.186	6499
6	Jason Blatt	23.424	6596.000	18	24.888	6471

Gap Times by Racer

Michael Wu	David Nguyen	Marco Restivo	James Carey	Jason Blatt	Stephen Mccl...
1 57.433 [1]	1 54.494 [2]	1 49.376 [4]	1 51.992 [3]	1 43.907 [6]	1 46.901 [5]
2 25.254 [1]	2 24.808 [2]	2 25.191 [5]	2 24.883 [3]	2 25.236 [6]	2 24.811 [4]
3 23.605 [1]	3 24.022 [2]	3 23.882 [5]	3 23.968 [3]	3 23.889 [6]	3 23.983 [4]
4 23.635 [1]	4 23.58 [2]	4 24.231 [5]	4 23.721 [3]	4 24.04 [6]	4 23.702 [4]
5 23.459 [1]	5 23.5 [2]	5 23.78 [5]	5 23.754 [3]	5 23.918 [6]	5 23.662 [4]
6 23.46 [1]	6 23.306 [2]	6 23.543 [5]	6 23.659 [3]	6 23.523 [6]	6 23.806 [4]
7 23.489 [1]	7 23.288 [2]	7 23.437 [5]	7 23.698 [3]	7 23.802 [6]	7 23.685 [4]
8 23.473 [1]	8 23.507 [2]	8 23.694 [5]	8 23.656 [3]	8 23.658 [6]	8 23.827 [4]
9 23.352 [1]	9 23.349 [2]	9 23.76 [5]	9 23.717 [3]	9 23.424 [6]	9 23.693 [4]
10 23.33 [1]	10 23.508 [2]	10 23.689 [5]	10 23.947 [3]	10 23.562 [6]	10 23.625 [4]
11 23.365 [1]	11 23.254 [2]	11 23.576 [5]	11 23.666 [3]	11 23.49 [6]	11 23.502 [4]
12 23.241 [1]	12 23.235 [2]	12 23.739 [5]	12 23.522 [3]	12 23.858 [6]	12 23.879 [4]
13 23.341 [1]	13 23.322 [2]	13 23.662 [5]	13 23.623 [3]	13 23.665 [6]	13 23.648 [4]
14 23.383 [1]	14 23.327 [2]	14 23.459 [5]	14 23.851 [3]	14 23.685 [6]	14 23.478 [4]
15 23.316 [1]	15 23.327 [2]	15 23.79 [5]	15 23.741 [3]	15 23.556 [6]	15 23.686 [4]
16 23.624 [1]	16 23.62 [2]	16 23.484 [5]	16 23.467 [3]	16 23.563 [6]	16 23.546 [4]
17 23.287 [1]	17 23.418 [2]	17 23.625 [5]	17 23.542 [3]	17 23.516 [6]	17 23.477 [4]
18 23.341 [1]	18 23.244 [2]	18 23.434 [5]	18 23.602 [3]	18 23.687 [6]	18 23.59 [4]

Heat Results							
Heat Type:		Arrive & Drive - Laps					
Win By:		Position					
Date:		10/25/2014 3:26 PM					
Winner:		Joseph Sutton					
Heat Winner:	Racer: Joseph Sutton						
	Best Lap:	23.526	# of Laps:	18	Gap from Leader:	-	Avg. Lap:
		5159			42		
2nd Place:	Racer: Michael Diamore						
	Best Lap:	23.705	# of Laps:	18	Gap from Leader:	851.000	Avg. Lap:
		2600			28		
3rd Place:	Racer: Shai Cohen						
	Best Lap:	23.656	# of Laps:	18	Gap from Leader:	1553.000	Avg. Lap:
		2493			21		
Position	Racer	Best Lap	Gap from Leader	# of Laps	Average Lap	RPM	
4	Michael Greene	23.669	3189.000	18	25.341	2050	
5	Michael Woodwo...	23.553	3681.000	18	25.268	2666	
6	ingdolci	23.982	8163.000	18	25.324	1394	

Gap Times by Racer

	Michael Greene	Michael Woodwo...	Joseph Sutton	Shai Cohen	ingdolci	Michael Diamore
1	44.711 [4]	1 43.158 [5]	1 47.163 [3]	1 50.027 [2]	1 40.173 [6]	1 53.445 [1]
2	25.209 [4]	2 25.717 [5]	2 25.459 [3]	2 25.539 [2]	2 25.976 [6]	2 25.915 [1]
3	24.328 [4]	3 23.965 [5]	3 24.113 [3]	3 24.1 [2]	3 24.386 [6]	3 24.181 [1]
4	24.183 [4]	4 24.227 [5]	4 24.302 [3]	4 24.338 [2]	4 24.191 [6]	4 24.338 [1]
5	24.106 [4]	5 24.254 [5]	5 24.201 [3]	5 24.177 [2]	5 24.41 [6]	5 24.129 [1]
6	25.526 [4]	6 25.514 [5]	6 25.02 [2]	6 25.839 [3]	6 24.553 [6]	6 25.05 [1]
7	24.036 [4]	7 24.098 [5]	7 23.754 [2]	7 24.253 [3]	7 24.315 [6]	7 24.151 [1]
8	24.257 [4]	8 23.836 [5]	8 23.83 [2]	8 23.822 [3]	8 24.52 [6]	8 23.785 [1]
9	23.802 [4]	9 23.892 [5]	9 23.89 [2]	9 23.699 [3]	9 24.371 [6]	9 23.859 [1]
10	24.008 [4]	10 24.03 [5]	10 23.861 [2]	10 23.848 [3]	10 24.06 [6]	10 23.919 [1]
11	24.247 [4]	11 24.183 [5]	11 23.716 [2]	11 24.067 [3]	11 23.982 [6]	11 23.722 [1]
12	24.214 [4]	12 24.14 [5]	12 23.761 [2]	12 23.787 [3]	12 24.228 [6]	12 23.705 [1]
13	23.669 [4]	13 24.275 [5]	13 23.637 [2]	13 23.948 [3]	13 24.141 [6]	13 23.846 [1]
14	23.88 [4]	14 23.553 [5]	14 24.07 [1]	14 23.656 [3]	14 24.232 [6]	14 24.97 [2]
15	23.976 [4]	15 23.783 [5]	15 23.526 [1]	15 24.176 [3]	15 25.262 [6]	15 23.903 [2]
16	24.026 [4]	16 23.945 [5]	16 23.932 [1]	16 23.879 [3]	16 24.284 [6]	16 23.876 [2]
17	23.881 [4]	17 24.615 [5]	17 23.945 [1]	17 23.705 [3]	17 24.408 [6]	17 23.735 [2]
18	24.076 [4]	18 23.647 [5]	18 23.908 [1]	18 23.992 [3]	18 24.336 [6]	18 23.893 [2]